

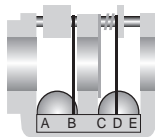
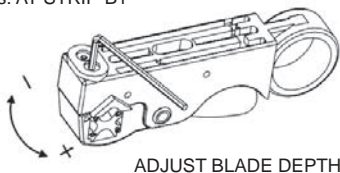
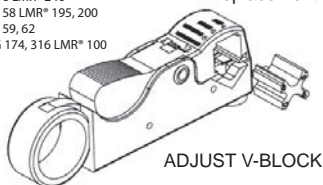
AT-STRIP-01

AT-STRIP-01 Stripping Distance: 4, 6, 8, 10, 12 mm

For use with: RG 58, 59, 62, 6, 174, 316, WBC/LMR® 100, 195, 200, 240

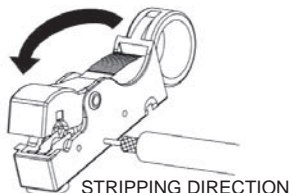
6 = RG 6 LMR® 240
 8 = RG 58 LMR® 195, 200
 9 = RG 59, 62
 D = RG 174, 316 LMR® 100

Replacement Blades: AT-STRIP-B1



C + E = 4 mm
 B + D = 6 mm (PRESET)
 B + E = 8 mm
 A + D = 10 mm
 A + E = 12 mm

STRIPPING DISTANCE BLADE POSITIONS

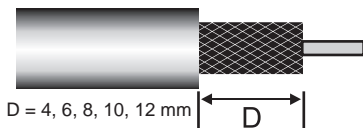
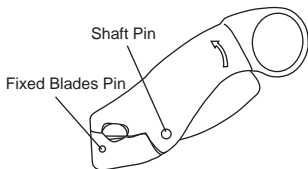
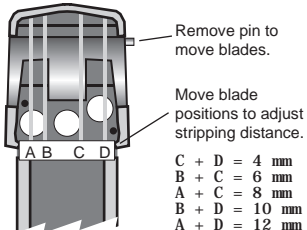
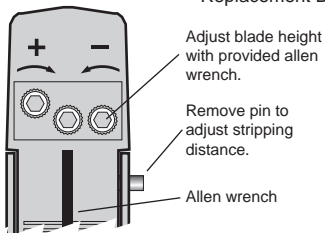


AT-STRIP-02

AT-STRIP-02 Stripping Distance: 4, 6, 8, 10, 12 mm

For use with: RG 8, 11, 213, 214, WBC/LMR® 400

Replacement Blades: AT-STRIP-B2



STRIPPING DISTANCE

Copyright © This drawing is property of L-com Global Connectivity. All rights reserved.