


Low Loss Ultra Flexible LMR-600-UF Indoor Outdoor Rated Coax Cable Double Shielded with Black TPE Jacket, By The Foot



**LMR-600-UF-LC**



**Configuration**

- Low Loss, Outdoor Flexible Cable
- 2 Shield(s)

**Features**

- TPE Jacket
- Max Operating Temperature +85°C
- Min Install Bend Radius of 1.5 inches
- Phase Velocity 87% VoP
- Max Operating Frequency of 5.8 GHz
- Ultra Flexible Coax

**Applications**

- RF Test Systems
- Antenna Installations
- Laboratory Applications
- General Purpose RF Interconnect

**Description**

LMR-600-UF-LC coax cable from L-com is only one of a large number of radio frequency coaxial cable types specifically stocked to be ready for quick shipment. L-com LMR-600-UF-LC coax cable is manufactured in a flexible design and has a 50 Ohm impedance. This low loss flexible 50 Ohm coax cable LMR-600-UF-LC is constructed with a 0.590 inch diameter and Black TPE jacket.

LMR-600-UF-LC flexible 50 Ohm coax cable with PVC jacket is rated for a 5.8GHz maximum operating frequency. This 50 Ohm 0.590 inch diameter and low loss flexible coax cable is built with a double shield count and RF shielding of 90 dB. L-com LMR-600-UF-LC coax is constructed with Foam PE dielectric and a maximum operating temperature of +85 degrees C. Times Microwave LMR-600-UF-LC coax cable specs for this wire properties can be found on its RF coax cable LMR-600-UF-LC datasheet.

LMR-600-UF-LC cable is part of more than one million RF, microwave parts in stock at L-com. This Times Microwave low loss LMR-600-UF-LC coax cable is ready to buy and can be shipped worldwide. L-com also maintains a wide selection of other radio frequency coaxial cable types that ship same-day from our warehouse as with the rest of our other RF/microwave components.

\* LMR™ is a trademark of Times Microwave Systems.

**Electrical Specifications**

Description	Minimum	Typical	Maximum	Units
Frequency Range	DC		5.8	GHz
Impedance		50		Ohms
Velocity of Propagation		87		%
Shielding Effectiveness	90			dB
Dielectric Withstanding Voltage (DC)			4,000	Vdc
Jacket Spark			8,000	Vrms
Nominal Capacitance		23.4 [76.77]		pF/ft [pF/m]
Nominal Inductance		0.058 [0.19]		uH/ft [uH/m]
Input Power (Peak)			40	kWatts

Low Loss Ultra Flexible LMR-600-UF Indoor Outdoor Rated Coax Cable Double Shielded with Black TPE Jacket, By The Foot



**LMR-600-UF-LC**



**Performance by Frequency Band**

Description	F1	F2	F3	F4	F5	Units
Frequency	50	150	220	450	900	MHz
Attenuation, Typ	0.7	1.2	1.4	2.1	3	dB/100ft
	2.3	3.94	4.59	6.89	9.84	dB/100m
Input Power (CW), Max	3,530	2,000	1,640	1,120	770	Watts

Description	F6	F7	F8	F9	F10	Units
Frequency	1.5	1.8	2	2.5	5.8	GHz
Attenuation, Typ	4	4.4	4.7	5.3	8.7	dB/100ft
	13.12	14.44	15.42	17.39	28.54	dB/100m
Input Power (CW), Max	580	520	490	430	260	Watts


**Mechanical Specifications**

Diameter	0.59 in [14.99 mm]
Weight	0.165 lbs/ft [0.25 Kg/m]
Min. Bend Radius (Installation)	1.5 in [38.1 mm]
Min. Bend Radius (Repeated)	6 in [152.4 mm]
Bending Moment	1.75 lbs-ft [2.37 N-m]
Tensile Strength	350 lbs [158.76 kg]
Flat Plate Crush	40 lbs/in [0.71 Kg/mm]

**Construction Specifications**

Description	Material and Plating	Diameter
Inner Conductor	Copper 1 Strand(s)	0.176in [4.47mm]
Conductor Type	Stranded	
Dielectric	Foam PE	0.455in [11.56mm]
First Shield	Aluminum Tape	
Second Shield	Tinned Copper	
Jacket	TPE, Black	0.59in [14.99mm]

Low Loss Ultra Flexible LMR-600-UF Indoor Outdoor Rated Coax Cable Double Shielded with Black TPE Jacket, By The Foot



## LMR-600-UF-LC



### Environmental Specifications

#### Temperature

Operating Range	-40°C to +85°C
Installation Range	-40°C to +85°C
Storage Range	-70°C to +85°C

Environmental Specification Notes:  
Indoor/Outdoor

**Compliance Certifications** (see [product page](#) for current document)

### Plotted and Other Data

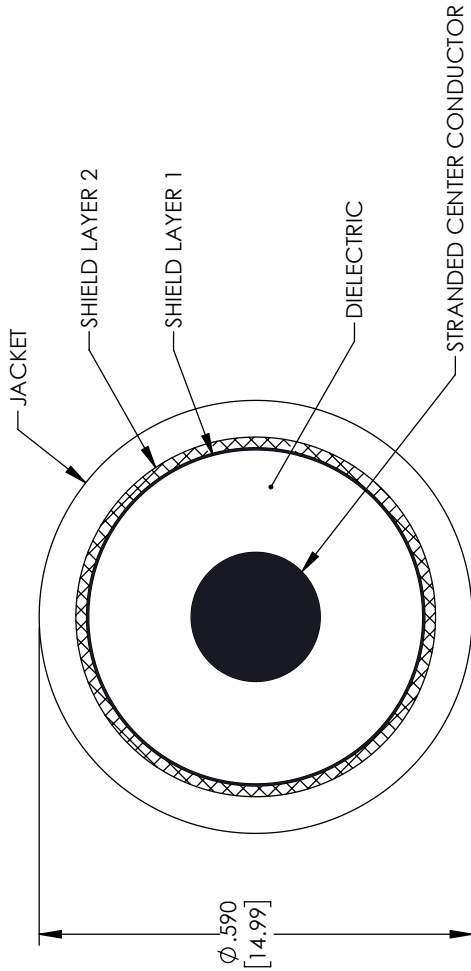
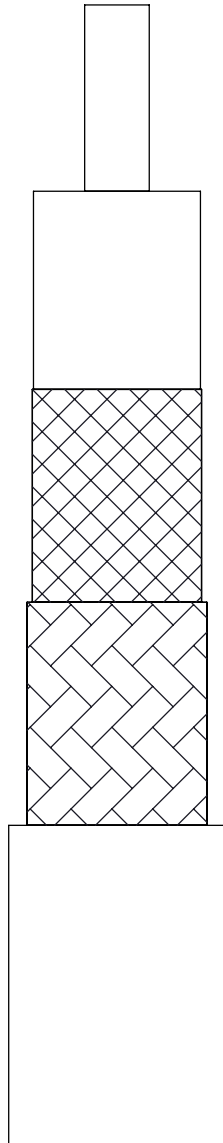
Low Loss Ultra Flexible LMR-600-UF Indoor Outdoor Rated Coax Cable Double Shielded with Black TPE Jacket, By The Foot from L-com has same day shipment for domestic and International orders. Our portfolio includes coaxial cable assemblies, connectors, adapters and custom products as well as lightning and surge protectors, NEMA rated enclosures, and an RF product line which includes antennas, amplifiers, passive, and active components.

The information contained within this document is accurate to the best of our knowledge and representative of the part described herein. It may be necessary to make modifications to the part and/or the documentation of the part in order to implement improvements. L-com reserves the right to make such changes as required. Unless otherwise stated, all specifications are nominal. L-com does not make any representation or warranty regarding the suitability of the part described herein for any particular purpose, and L-com does not assume liability arising out of the use of any part or document.

Low Loss Ultra Flexible LMR-600-UF Indoor Outdoor Rated Coax Cable  
 Double Shielded with Black TPE Jacket, By The Foot

L-com CAD Drawing

REVISIONS			
REV.	DESCRIPTION	DATE	APPROVED
A	INITIAL RELEASE	06-04-2021	SELLIS



<p>UNLESS OTHERWISE SPECIFIED LEADING DIMENSIONS ARE INCHES DIMENSIONS IN [ ] ARE MILLIMETERS</p> <p>TOLERANCES:</p> <table border="0"> <tr> <td>X = ± .2</td> <td>[.08]</td> <td>FRACTIONS</td> <td>± 1/32</td> </tr> <tr> <td>.XX = ± .02</td> <td>[.51]</td> <td>ANGLES</td> <td>± 1°</td> </tr> <tr> <td>.XXX = ± .005</td> <td>[.13]</td> <td colspan="2"></td> </tr> </table> <p>CABLE LENGTH (L) TOLERANCES:</p> <table border="0"> <tr> <td>L ≤ 12</td> <td>[305]</td> <td>± 1 [25]</td> <td>/ -0</td> </tr> <tr> <td>12</td> <td>[305]</td> <td>&lt; L ≤ 60</td> <td>[1524] = ± 2 [61] / -0</td> </tr> <tr> <td>60</td> <td>[1524]</td> <td>&lt; L ≤ 120</td> <td>[3048] = ± 4 [102] / -0</td> </tr> <tr> <td>120</td> <td>[3048]</td> <td>&lt; L ≤ 300</td> <td>[7620] = ± 6 [152] / -0</td> </tr> <tr> <td>300</td> <td>[7620]</td> <td>&lt; L = +5%</td> <td>/ -0</td> </tr> </table> <p>ALL DIMENSIONS SHOWN ARE FOR REFERENCE ONLY.</p>	X = ± .2	[.08]	FRACTIONS	± 1/32	.XX = ± .02	[.51]	ANGLES	± 1°	.XXX = ± .005	[.13]			L ≤ 12	[305]	± 1 [25]	/ -0	12	[305]	< L ≤ 60	[1524] = ± 2 [61] / -0	60	[1524]	< L ≤ 120	[3048] = ± 4 [102] / -0	120	[3048]	< L ≤ 300	[7620] = ± 6 [152] / -0	300	[7620]	< L = +5%	/ -0	<p><b>L-com</b>                  an INFINITE brand                  50 High Street, West Mill, 3rd Floor, Suite #30                  North Andover, MA 01845 USA                  Phone: 1.800.341.5266   1.978.682.6936                  Fax: 1.978.689.9484                  Website: www.L-com.com                  E-mail: CustomerService@L-com.com</p>	<p>THIRD-ANGLE PROJECTION</p> <p>THE INFORMATION AND DESIGN IN THIS DOCUMENT IS THE PROPERTY OF L-COM GLOBAL CONNECTIVITY. ALL RIGHTS RESERVED.</p> <p>SHEET 1 OF 1</p>
	X = ± .2	[.08]	FRACTIONS	± 1/32																														
.XX = ± .02	[.51]	ANGLES	± 1°																															
.XXX = ± .005	[.13]																																	
L ≤ 12	[305]	± 1 [25]	/ -0																															
12	[305]	< L ≤ 60	[1524] = ± 2 [61] / -0																															
60	[1524]	< L ≤ 120	[3048] = ± 4 [102] / -0																															
120	[3048]	< L ≤ 300	[7620] = ± 6 [152] / -0																															
300	[7620]	< L = +5%	/ -0																															
<p>SIZE [CAGE CODE]</p> <p>A 43321</p>	<p>DRAWN BY</p> <p>MVEERAPPAN</p>	<p>SCALE</p> <p>N/A</p>																																

THESE COMMODITIES, TECHNOLOGY OR SOFTWARE WERE EXPORTED FROM THE UNITED STATES IN ACCORDANCE WITH THE EXPORT ADMINISTRATION REGULATIONS. DIVERSION CONTRARY TO U.S. LAW PROHIBITED.

T-Rev.0