



Active Optical Cable QSFP+ 40Gbps, 7m, Arista® Compatible

Active Optical Cables Technical Data Sheet

AOCQP40-007-AR

Features

- Full-Duplex 4 channel parallel active optical cable, supporting 42 Gbps links
- Up to 10.5 Gbps Data rate per channel
- Maximum link length of 100m available
- High Reliability 850nm VCSEL technology
- Electrically hot-puggable
- Electrical interface compliant to SFF-8431
- Case operating temperature range: 0°C to 70°C
- Power dissipation < 1.5W per cable end

Applications

- 40G Ethernet Data Center Intra-Rack and Inter-Rack links
- InfiniBand QDR
- 10G Fibre Channel
- HPC Interconnections

Description

The AOCQP40-007-AR is an active optical cable designed for use in 40Gigabit Ethernet links. They are electrically compliant and mechanically compliant with the QSFP+ MSA. The AOCQP40-007-AR allows for greater link length than direct attach cables, with a lower total power consumption than transceiver solutions.

QSFP+ Absolute Maximum Ratings

Parameter	Symbol	Min.	Typ.	Max.	Unit	Note
Storage Temperature	Ts	-40	-	85	°C	
Relative Humidity	RH	5	-	95	%	
Power Supply Voltage	VCC	-0.3	-	4	V	
Signal Input Voltage		Vcc-0.3	-	Vcc+0.3	V	

QSFP+ Recommended Operating Conditions

Parameter	Symbol	Min.	Typ.	Max.	Unit	Note
Case Operating Temperature	Tcase	0	-	70	°C	Without air flow
Power Supply Voltage	VCC	3.14	3.3	3.46	V	
Power Supply Current	ICC	-		450	mA	per cable end
Data Rate	BR		10.3125		Gbps	Each channel

Click the following link (or enter part number in "SEARCH" on website) to obtain additional part information including price, inventory and certifications: [Active Optical Cable QSFP+ 40Gbps, 7m, Arista® Compatible AOCQP40-007-AR](#)



Active Optical Cable QSFP+ 40Gbps, 7m, Arista® Compatible

Active Optical Cables Technical Data Sheet

AOCQP40-007-AR

QSFP+ General Product Characteristics

Parameter	Value	Unit	Notes
Module Form Factor	QSFP+		
Number of Lanes	4 Tx /Rx		
Maximum Aggregate Data Rate	42.0	Gb/s	
Maximum Data Rate per Lane	10.5	Gb/s	
Standard Cable Lengths	3, 5, 7, 10, 50, 100	meters	Other lengths, please contact sales
Protocols Supported	Typical applications include Infiniband, Fiber Channel, 40G Ethernet		
Electrical Interface and Pin-out	38-pin edge connector		Pin-out as defined by the QSFP+ MSA
Standard Optical Cable Type	Multimode ribbon fiber cable assembly, riser-rated		
Maximum Power Consumption per End	1.5	W	
Management Interface	Serial, I2C-based, 400 kHz maximum frequency		As defined by the QSFP+ MSA

QSFP+ Electrical Characteristics

Parameter	Symbol	Min	Typ	Max	Unit	NOTE
Supply Voltage	Vcc1, VccTx, VccRx	3.14	3.3	3.46	V	
Supply Current	Icc			450	mA	
Transmitter						
Differential data input swing	V _{in,pp}	180		1000	mV	1
Single ended input voltage tolerance	V _{inT}	-0.3		4.0	V	
Receiver						
Differential data output swing	V _{out,pp}	300		850	mV	2
Single-ended output voltage		-0.3		4.0	V	

Notes:

1. AC coupled internally. See Figure 1 for input eye mask requirements. Self-biasing 100Ω differential input.
2. AC coupled with 100Ω differential output impedance. See Figure 2 for output eye mask.

Click the following link (or enter part number in "SEARCH" on website) to obtain additional part information including price, inventory and certifications: [Active Optical Cable QSFP+ 40Gbps, 7m, Arista® Compatible AOCQP40-007-AR](#)



Active Optical Cable QSFP+ 40Gbps, 7m, Arista® Compatible

Active Optical Cables Technical Data Sheet

AOCQP40-007-AR

QSFP+ High-speed Electrical Characteristics per Lane

Parameter-Inputs	Symbol	Min	Typ	Max	Unit	NOTE
Reference Differential Input Impedance	Zd		100		Ω	
Termination Mismatch	ΔZM			5	%	1
Input AC Common Mode Voltage				25	mV (RMS)	
Differential Input Return Loss	SDD11				dB	2, 0.01-4.1 GHz
					dB	3, 4.1 – 11.1 GHz
Differential to Common Mode Loss	SCD11			-10	dB	0.01-11.1 GHz
Jitter Tolerance (Total)	TJ			0.40	UI	
Jitter Tolerance (Deterministic)	DJ			0.15	UI	

Notes:

1. See SFF-8431 section D.15 Termination Mismatch for definition & test recommendations
2. Reflection coefficient given by equation $SDD11(dB) < -12 + 2 * \sqrt{f}$, with f in GHz. See Figure 3.
3. Reflection coefficient given by equation $SDD11(dB) < -6.3 + 13 \log_{10}(f/5.5)$, with f in GHz. See Figure 3

Click the following link (or enter part number in "SEARCH" on website) to obtain additional part information including price, inventory and certifications: [Active Optical Cable QSFP+ 40Gbps, 7m, Arista® Compatible AOCQP40-007-AR](#)



Active Optical Cable QSFP+ 40Gbps, 7m, Arista® Compatible

Active Optical Cables Technical Data Sheet

AOCQP40-007-AR

QSFP+ High-speed Electrical Characteristics per Lane

Parameter-Outputs	Symbol	Min	Typ	Max	Unit	NOTE
Reference Differential Output Impedance	Zd		100		Ω	
Termination Mismatch	ΔZM			5	%	
Output AC Common Mode Voltage				15	mV (RMS)	
Differential Output Return Loss	SDD22				dB	4 , 0.01-4.1 GHz
					dB	5 , 4.1 – 11.1 GHz
Common Mode Output Return Loss	SCC22				dB	6, 0.01-2.5 GHz
					dB	2.5-11.1 GHz
Output Rise and Fall time (20% to 80%)	tRH, tFH	24			ps	
Deterministic Jitter	DJOUT			0.38	UI	7
Total Jitter	TJOUT			0.64	UI	7

Notes:

4. Reflection coefficient given by equation $SDD22(dB) < -12 + 2 * \sqrt{f}$, with f in GHz. See Figure 3.
5. Reflection coefficient given by equation $SDD22(dB) < -6.3 + 13 \log_{10}(f/5.5)$, with f in GHz. See Figure 3.
6. Reflection coefficient given by equation $SCC22(dB) < -7 + 1.6 * f$, with f in GHz.
7. When transmitter input jitter specs are met.

Click the following link (or enter part number in "SEARCH" on website) to obtain additional part information including price, inventory and certifications: [Active Optical Cable QSFP+ 40Gbps, 7m, Arista® Compatible AOCQP40-007-AR](#)



Active Optical Cable QSFP+ 40Gbps, 7m, Arista® Compatible

Active Optical Cables Technical Data Sheet

AOCQP40-007-AR

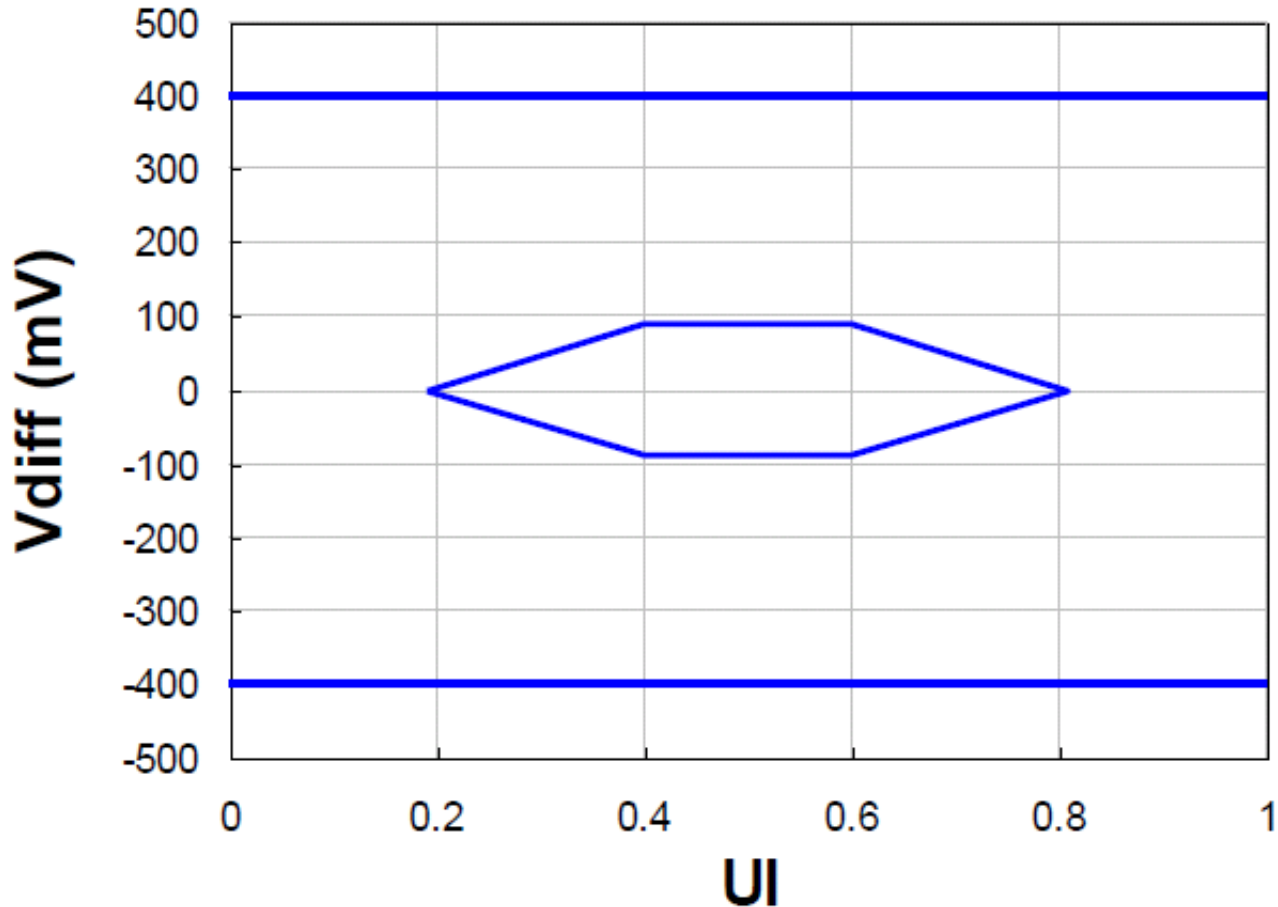


Figure 1 – QSFP+ Transmitter Input Differential Signal Mask

Click the following link (or enter part number in "SEARCH" on website) to obtain additional part information including price, inventory and certifications: [Active Optical Cable QSFP+ 40Gbps, 7m, Arista® Compatible AOCQP40-007-AR](#)



Active Optical Cable QSFP+ 40Gbps, 7m, Arista® Compatible

Active Optical Cables Technical Data Sheet

AOCQP40-007-AR

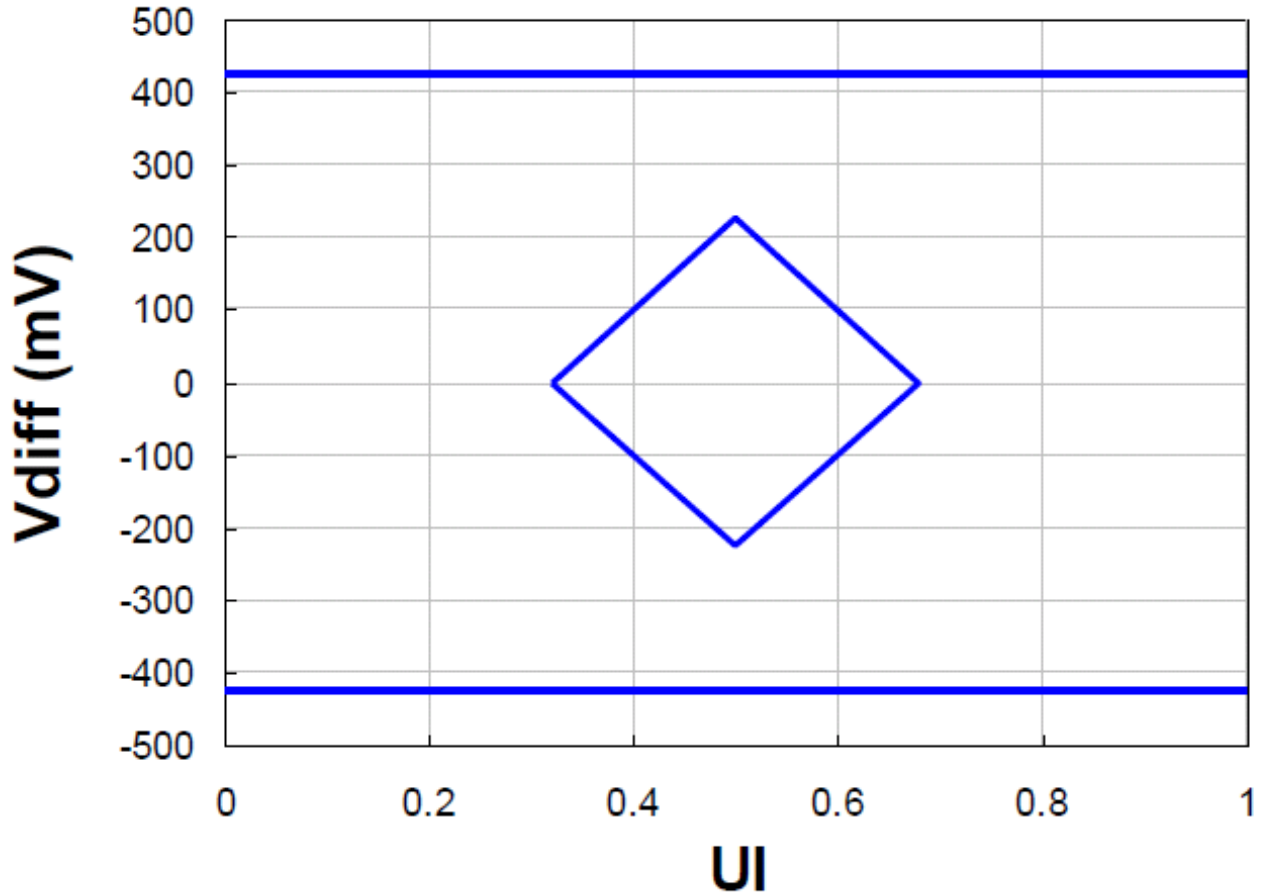


Figure 2 – QSFP+ Receiver Output Differential Signal Mask

Mechanical Specifications

Length 275.59 in [700 cm]

Environmental Specifications

QSFP+
 Temperature (Operational) +0C to +70C
 Temperature (Storage) -40C to +85C
 Relative Humidity 5% to 95%

Click the following link (or enter part number in "SEARCH" on website) to obtain additional part information including price, inventory and certifications: [Active Optical Cable QSFP+ 40Gbps, 7m, Arista® Compatible AOCQP40-007-AR](#)



Active Optical Cable QSFP+ 40Gbps, 7m, Arista® Compatible

Active Optical Cables Technical Data Sheet

AOCQP40-007-AR

Compliance Certifications

RoHS Compliant

Yes

All trademarks, service marks, registered marks, or registered service marks are the property of their respective owners, and do not imply any affiliation with L-com or Infinite Electronics

Our portfolio includes cable assemblies, connectors, adapters and custom products, as well as their wireless product line which includes antennas, RF amplifiers, coaxial lightning and surge protectors, and NEMA rated enclosures.

Click the following link (or enter part number in "SEARCH" on website) to obtain additional part information including price, inventory and certifications: [Active Optical Cable QSFP+ 40Gbps, 7m, Arista® Compatible AOCQP40-007-AR](#)

URL: <https://www.l-com.com/active-optical-cable-qsfp-40gbps-7m-arista-compatible-aocqp40-007-ar-p.aspx>

The information contained in this document is accurate to the best of our knowledge and representative of the part described herein. It may be necessary to make modifications to the part and/or the documentation of the part, in order to implement improvements. L-com reserves the right to make such changes as required. Unless otherwise stated, all specifications are nominal. L-com does not make any representation or warranty regarding the suitability of the part described herein for any particular purpose, and L-com does not assume any liability arising out of the use of any part or documentation.

Click the following link (or enter part number in "SEARCH" on website) to obtain additional part information including price, inventory and certifications: [Active Optical Cable QSFP+ 40Gbps, 7m, Arista® Compatible AOCQP40-007-AR](#)



an INFINIT® brand

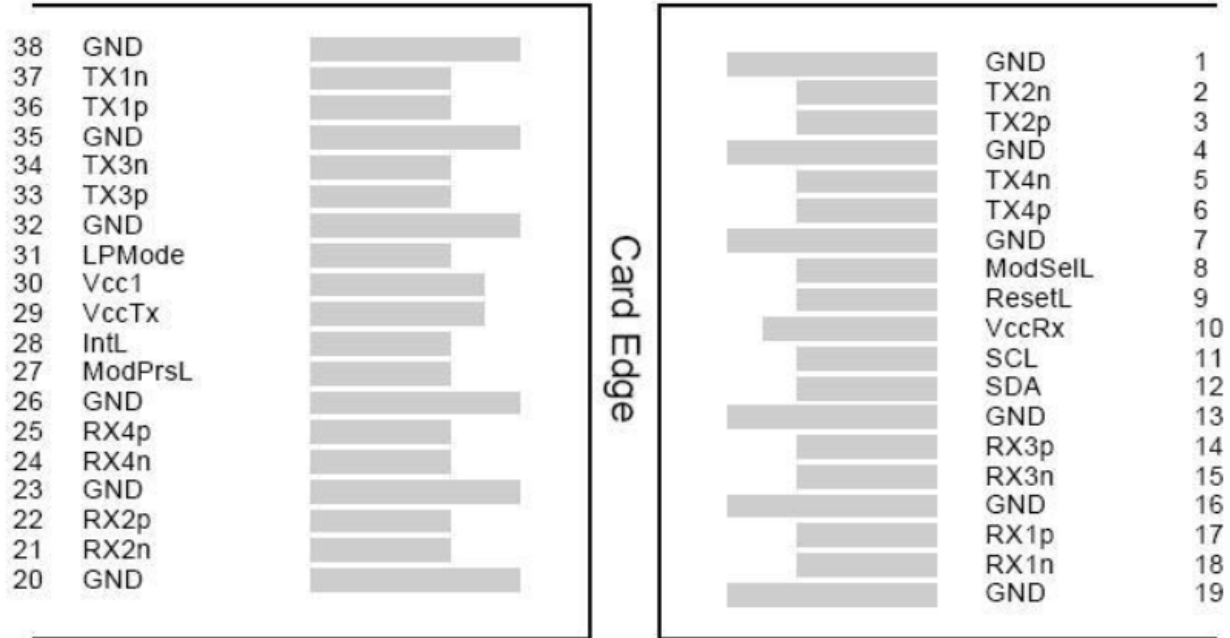


Active Optical Cable QSFP+ 40Gbps, 7m, Arista® Compatible

Active Optical Cables Technical Data Sheet

AOCQP40-007-AR

QSFP+ Pin Assignment



Top Side

Bottom Side

Pin out of Connector Block on Host Board

Click the following link (or enter part number in "SEARCH" on website) to obtain additional part information including price, inventory and certifications: [Active Optical Cable QSFP+ 40Gbps, 7m, Arista® Compatible AOCQP40-007-AR](#)



Active Optical Cable QSFP+ 40Gbps, 7m, Arista® Compatible

Active Optical Cables Technical Data Sheet

AOCQP40-007-AR

QSFP+ Pin Assignment Table

Pin	Symbol	Name/Description	NOTE
1	GND	Transmitter Ground (Common with Receiver Ground)	1
2	Tx2n	Transmitter Inverted Data Input	
3	Tx2p	Transmitter Non-Inverted Data output	
4	GND	Transmitter Ground (Common with Receiver Ground)	1
5	Tx4n	Transmitter Inverted Data Input	
6	Tx4p	Transmitter Non-Inverted Data output	
7	GND	Transmitter Ground (Common with Receiver Ground)	1
8	ModSelL	Module Select	
9	ResetL	Module Reset	
10	VccRx	3.3V Power Supply Receiver	2
11	SCL	2-Wire serial Interface Clock	
12	SDA	2-Wire serial Interface Data	
13	GND	Transmitter Ground (Common with Receiver Ground)	
14	Rx3p	Receiver Non-Inverted Data Output	
15	Rx3n	Receiver Inverted Data Output	
16	GND	Transmitter Ground (Common with Receiver Ground)	1
17	Rx1p	Receiver Non-Inverted Data Output	
18	Rx1n	Receiver Inverted Data Output	
19	GND	Transmitter Ground (Common with Receiver Ground)	1
20	GND	Transmitter Ground (Common with Receiver Ground)	1
21	Rx2n	Receiver Inverted Data Output	
22	Rx2p	Receiver Non-Inverted Data Output	
23	GND	Transmitter Ground (Common with Receiver Ground)	1
24	Rx4n	Receiver Inverted Data Output	1
25	Rx4p	Receiver Non-Inverted Data Output	
26	GND	Transmitter Ground (Common with Receiver Ground)	1
27	ModPrsl	Module Present	
28	IntL	Interrupt	
29	VccTx	3.3V power supply transmitter	2
30	Vcc1	3.3V power supply	2
31	LPMODE	Low Power Mode, not connect	
32	GND	Transmitter Ground (Common with Receiver Ground)	1
33	Tx3p	Transmitter Non-Inverted Data Input	
34	Tx3n	Transmitter Inverted Data Output	
35	GND	Transmitter Ground (Common with Receiver Ground)	1
36	Tx1p	Transmitter Non-Inverted Data Input	
37	Tx1n	Transmitter Inverted Data Output	
38	GND	Transmitter Ground (Common with Receiver Ground)	1

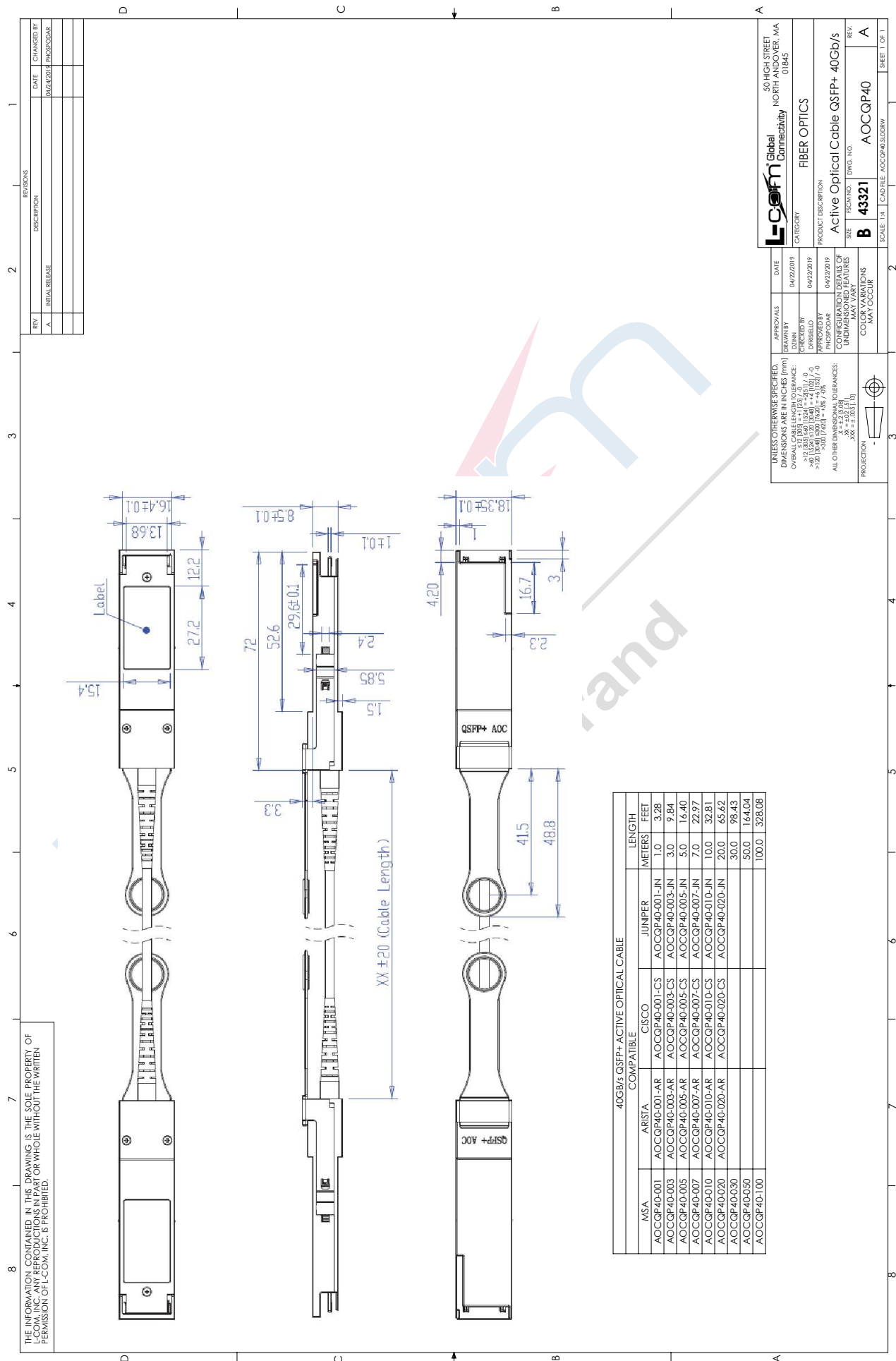
Notes:

1. GND is the symbol for signal and supply (power) common for QSFP+ modules. All are common within the QSFP+ module and all module voltages are referenced to this potential unless otherwise noted. Connect these directly to the host board signal common ground plane.

2. VccRx, Vcc1 and VccTx are the receiving and transmission power suppliers and shall be applied concurrently. Recommended host board power supply filtering is shown below. Vcc Rx, Vcc1 and Vcc Tx may be internally connected within the QSFP+ transceiver module in any combination. The connector pins are each rated for a maximum current of 500mA.

AOCQP40-007-AR CAD Drawing

Active Optical Cable QSFP+ 40Gbps, 7m, Arista® Compatible



THE INFORMATION CONTAINED IN THIS DRAWING IS THE SOLE PROPERTY OF L-COM, INC. ANY REPRODUCTIONS IN PART OR WHOLE WITHOUT THE WRITTEN PERMISSION OF L-COM, INC. IS PROHIBITED.

40GB/s QSFP+ ACTIVE OPTICAL CABLE				LENGTH	
MSA	ARISTA COMPATIBLE	CISCO	JUNIPER	METERS	FEET
AOCQP40-001	AOCQP40-001-AR	AOCQP40-001-CS	AOCQP40-001-JN	1.0	3.28
AOCQP40-003	AOCQP40-003-AR	AOCQP40-003-CS	AOCQP40-003-JN	3.0	9.84
AOCQP40-005	AOCQP40-005-AR	AOCQP40-005-CS	AOCQP40-005-JN	5.0	16.40
AOCQP40-007	AOCQP40-007-AR	AOCQP40-007-CS	AOCQP40-007-JN	7.0	22.97
AOCQP40-010	AOCQP40-010-AR	AOCQP40-010-CS	AOCQP40-010-JN	10.0	32.81
AOCQP40-020	AOCQP40-020-AR	AOCQP40-020-CS	AOCQP40-020-JN	20.0	65.62
AOCQP40-030				30.0	98.43
AOCQP40-050				50.0	164.04
AOCQP40-100				100.0	328.08

		50 HIGH STREET NORTH ANDOVER, MA 01845
APPROVALS DRAWN BY: [Signature] CHECKED BY: [Signature] APPROVED BY: [Signature]	DATE: 04/22/2019 DRAWN BY: [Signature] CHECKED BY: [Signature] APPROVED BY: [Signature]	CATEGORY: FIBER OPTICS PRODUCT DESCRIPTION: Active Optical Cable QSFP+ 40Gb/s
UNLESS OTHERWISE SPECIFIED, DIMENSIONS ARE IN INCHES (mm) OVERALL DIMENSIONS: 0.005 (0.127) HOLE DIMENSIONS: 0.002 (0.051) HOLE POSITIONING: 0.005 (0.127)	CONFIGURATION DETAILS OF UNUSUAL FEATURES MAY VARY	REV: B 43321 COLOR VARIATIONS MAY OCCUR
PROJECTION:	SCALE: 1:1 CAPFILE: AOCQP40-007-AR.DWG	SHEET 1 OF 1