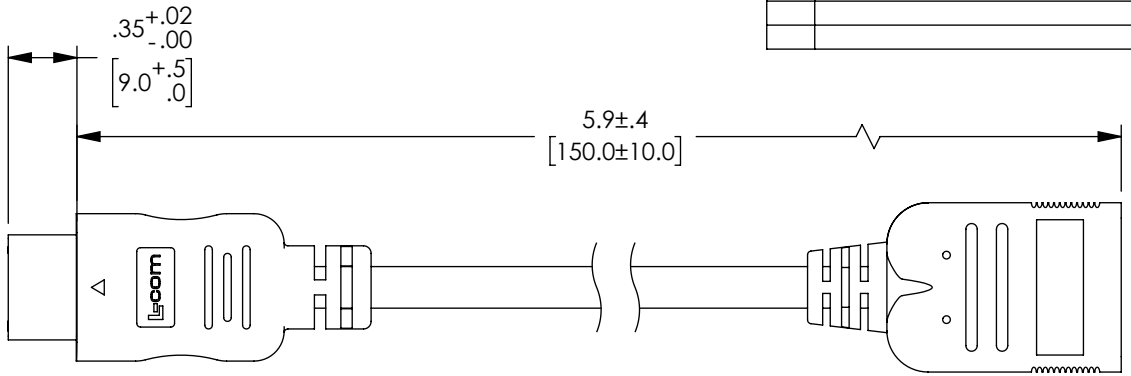
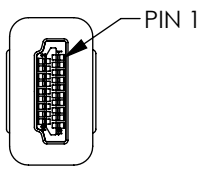


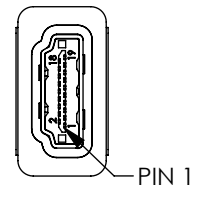
THE INFORMATION CONTAINED IN THIS DRAWING IS THE SOLE PROPERTY OF L-COM, INC. ANY REPRODUCTION IN PART OR WHOLE WITHOUT THE WRITTEN PERMISSION OF L-COM, INC. IS PROHIBITED.

REVISIONS			
REV	DESCRIPTION	DATE	APPROVED
A	REV A DRAWING RELEASED	11/29/2018	DFRISIELLO

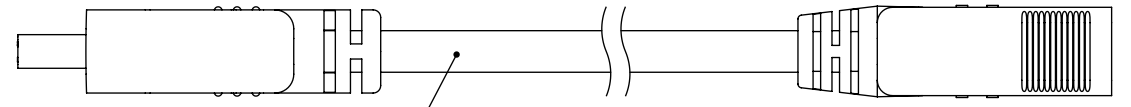
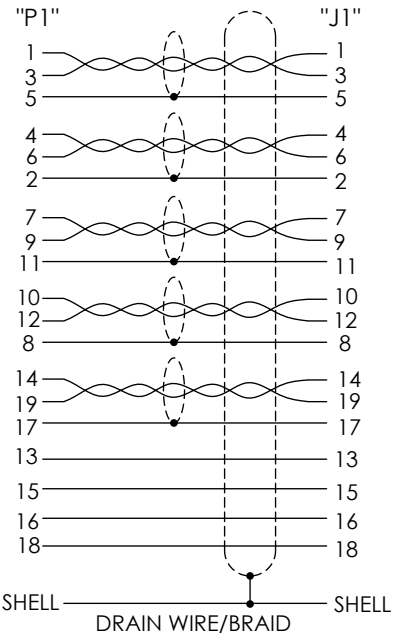
"P1"
HDMI MALE
CONNECTOR
GOLD PLATED CONTACTS



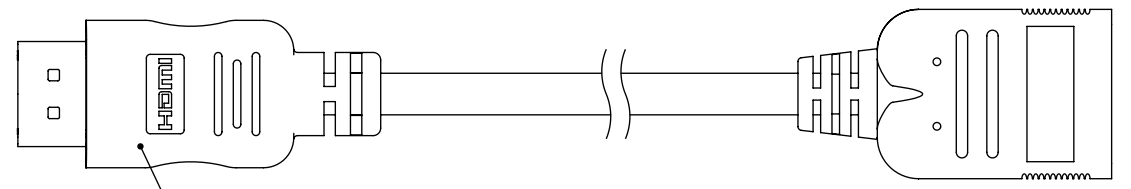
J1
HDMI FEMALE
CONNECTOR
GOLD PLATED CONTACTS



WIRING MAP



UL STYLE 20276, (HDMI 1.4)
(5) INDIVIDUALLY SHIELDED TWISTED PAIRS, 30AWG TINNED COPPER WITH ALUM/POLY FOIL SHIELD AND DRAIN WIRE,
(5) INDIVIDUAL CONDUCTORS, 28AWG, TINNED COPPER
OVERALL SHIELD: ALUMINUM MYLAR PLUS BRAIDED SHIELD
OUTER JACKET: PVC, BLACK



2X, MOLDED HOOD AND STRAIN RELIEF
PVC, BLACK

- NOTES
1. CABLE ASSEMBLY SHALL BE TESTED FOR CONTINUITY.
 2. CABLE ASSEMBLY SHALL BE INDIVIDUALLY PACKAGED IN ACCORDANCE WITH L-COM SPECIFICATION PS-0031.

UNLESS OTHERWISE SPECIFIED, DIMENSIONS ARE IN INCHES [mm] OVERALL CABLE LENGTH TOLERANCE: ≤12 [305] = +1 [25] / -0 >12 [305] ≤60 [1524] = +2 [51] / -0 >60 [1524] ≤120 [3048] = +4 [102] / -0 >120 [3048] ≤300 [7620] = +6 [152] / -0 >300 [7620] = +5% / -0% ALL OTHER DIMENSIONAL TOLERANCES: .X = ± .2 [5.08] .XX = ± .02 [.51] .XXX = ±.005 [.13]	APPROVALS DRAWN BY DFRISIELLO CHECKED BY ELAMOTT APPROVED BY BGATES	DATE 11/27/2018 11/27/2018 11/27/2018	L-com Global Connectivity 50 HIGH STREET NORTH ANDOVER, MA 01845	
	CONFIGURATION DETAILS OF UNDIMENSIONED FEATURES MAY VARY		CATEGORY AUDIO/VIDEO	
	PROJECTION 	COLOR VARIATIONS MAY OCCUR	SIZE A	FSCM NO. 43321 DWG. NO. VHC00028 REF
	SCALE: NONE		CAD FILE: VHC00028.SLDDRW	SHEET 1 OF 1