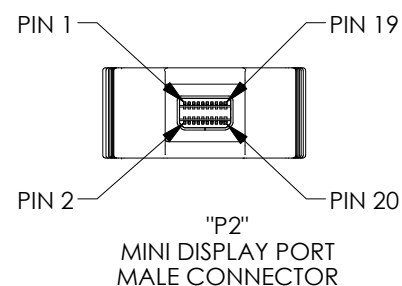
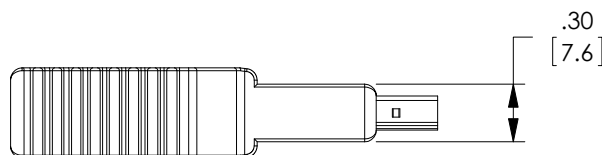
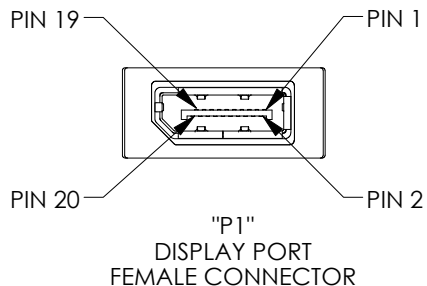
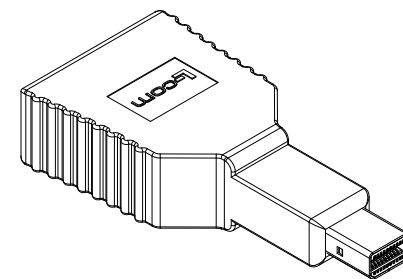
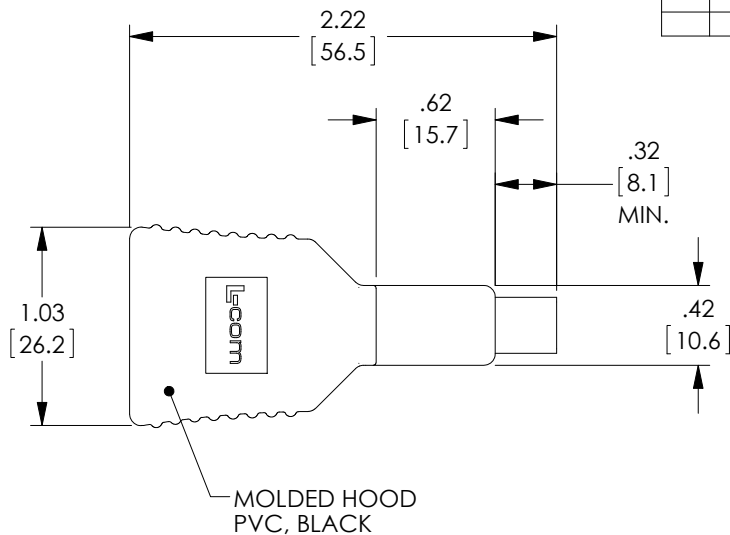


THE INFORMATION CONTAINED IN THIS DRAWING IS THE SOLE PROPERTY OF L-COM, INC. ANY REPRODUCTION IN PART OR WHOLE WITHOUT THE WRITTEN PERMISSION OF L-COM, INC. IS PROHIBITED.

REVISIONS			
REV	DESCRIPTION	DATE	APPROVED
A	INITIAL RELEASE	2/5/15	D.GRIFFIN

WIRE MAP

"P1"	"P2"
1 _____ 3	
3 _____ 5	
2 _____ 1	
4 _____ 9	
6 _____ 11	
5 _____ 7	
7 _____ 15	
9 _____ 17	
8 _____ 13	
10 _____ 10	
12 _____ 12	
11 _____ 8	
13 _____ 4	
14 _____ 6	
15 _____ 16	
17 _____ 18	
16 _____ 14	
18 _____ 2	
19 _____ 19	
20 _____ 20	
SHELL _____ SHELL	



NOTES:

1. COMPONENT SHALL BE TESTED FOR CONTINUITY.
2. COMPONENT SHALL BE INDIVIDUALLY PACKAGED IN ACCORDANCE WITH L-COM SPECIFICATION PS-0031.

REGULATORY COMPLIANCE:  
CE2011/65/EU (RoHS DIRECTIVE)

UNLESS OTHERWISE SPECIFIED, DIMENSIONS ARE IN INCHES [mm] OVERALL CABLE LENGTH TOLERANCE: ≤12 [305] = +1 [25] / -0 >12 [305] ≤60 [1524] = +2 [51] / -0 >60 [1524] ≤120 [3048] = +4 [102] / -0 >120 [3048] ≤300 [7620] = +6 [152] / -0 >300 [7620] = +5% / -0%	APPROVALS	DATE		45 BEECHWOOD DRIVE NORTH ANDOVER, MA 01845
	DRAWN BY D.FRISIELLO	9/2/14		CATEGORY
ALL OTHER DIMENSIONAL TOLERANCES: .X = ± .2 [5.08] .XX = ± .02 [1.51] .XXX = ± .005 [1.13]	CHECKED BY B.ZHANG	10/16/14	PRODUCT DESCRIPTION <b>ADPT, DP F-MINI DP M</b>	REV. <b>A</b>
	APPROVED BY S.PAN	10/16/14		
PROJECTION 	CONFIGURATION DETAILS OF UNDIMENSIONED FEATURES MAY VARY		COLOR VARIATIONS MAY OCCUR	