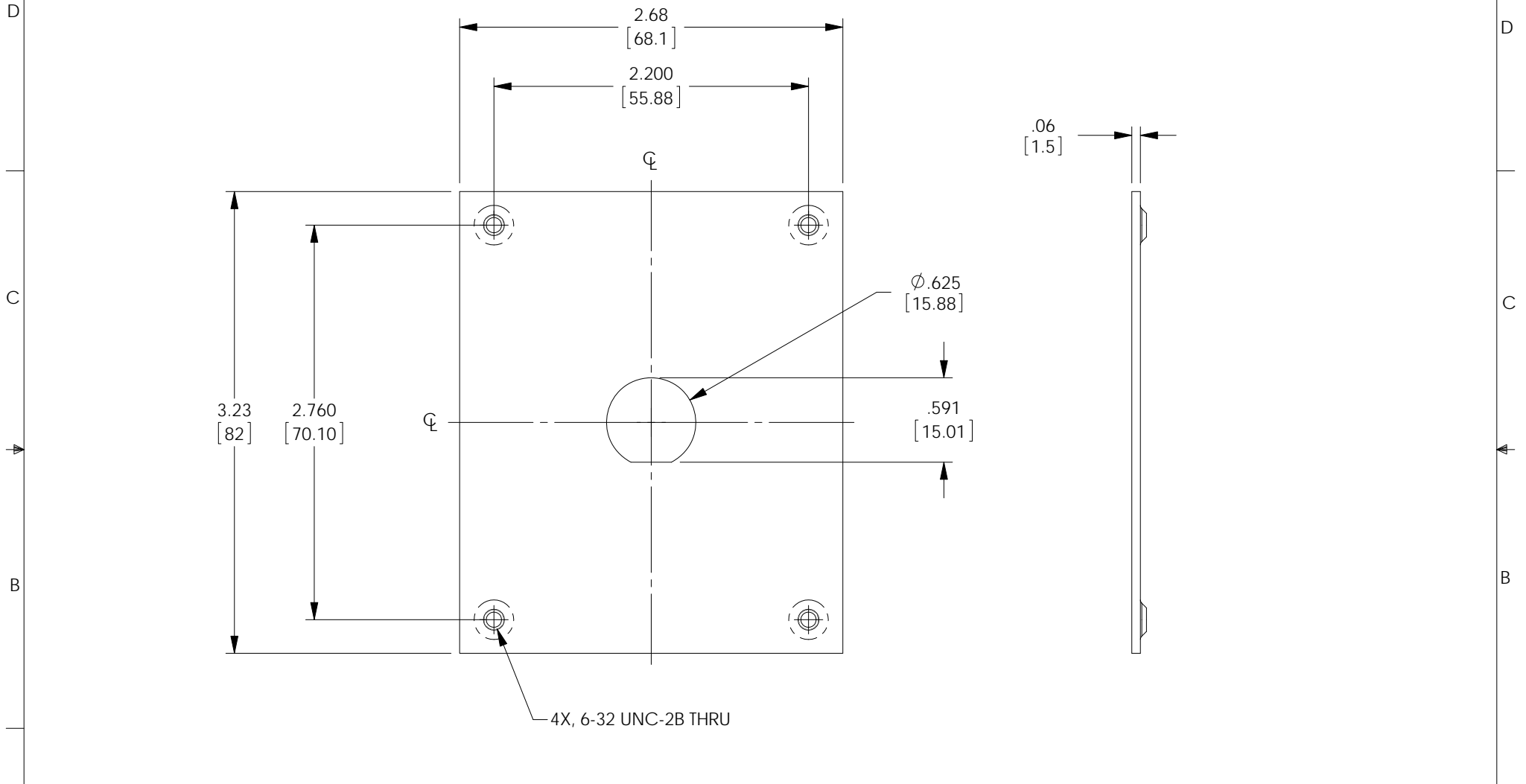


THE INFORMATION CONTAINED IN THIS DRAWING IS THE SOLE PROPERTY OF L-COM, INC. ANY REPRODUCTION IN PART OR WHOLE WITHOUT THE WRITTEN PERMISSION OF L-COM, INC. IS PROHIBITED.


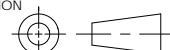
REVISIONS			
REV	DESCRIPTION	DATE	APPROVED
A	INITIAL RELEASE	8/4/17	D.FRISIELLO



4X, 6-32 UNC-2B THRU

- NOTES:**
- PANEL MATERIAL: .06[1.5] THK COLD ROLLED STEEL.
 - PANEL FINISH: FLAT BLACK POWDER COAT.
 - KIT CONTAINS 4, #6-32 UNC SCREWS.
 - PACKAGE IN ACCORDANCE WITH L-COM SPEC. PS-0031

REGULATORY COMPLIANCE:
CE 2011/65/EU(RoHS DIRECTIVE)

UNLESS OTHERWISE SPECIFIED, DIMENSIONS ARE IN INCHES [mm] DIMENSIONAL TOLERANCES: .X = ±.1 [2.54] .XX = ±.01 [.25] .XXX = ±.005 [.13] ANGULAR TOLERANCES: ALL = ± 1°	APPROVALS	DATE	 50 HIGH STREET NORTH ANDOVER, MA 01845	
	DRAWN BY D.FRISIELLO	8/4/17		
PROJECTION 	CHECKED BY M.MARTINEZ	8/4/17	PRODUCT DESCRIPTION USP SUBPNL (1) 0.630in D-HOLE	
	APPROVED BY M.MARTINEZ	8/4/17	CONFIGURATION DETAILS OF UNDIMENSIONED FEATURES MAY VARY	SCALE: NONE
COLOR VARIATIONS MAY OCCUR	SIZE A	FSCM NO. 43321	DWG. NO. USP244B	REV. A
CAD FILE: USP244B.SLDDRW		SHEET 1 OF 1		