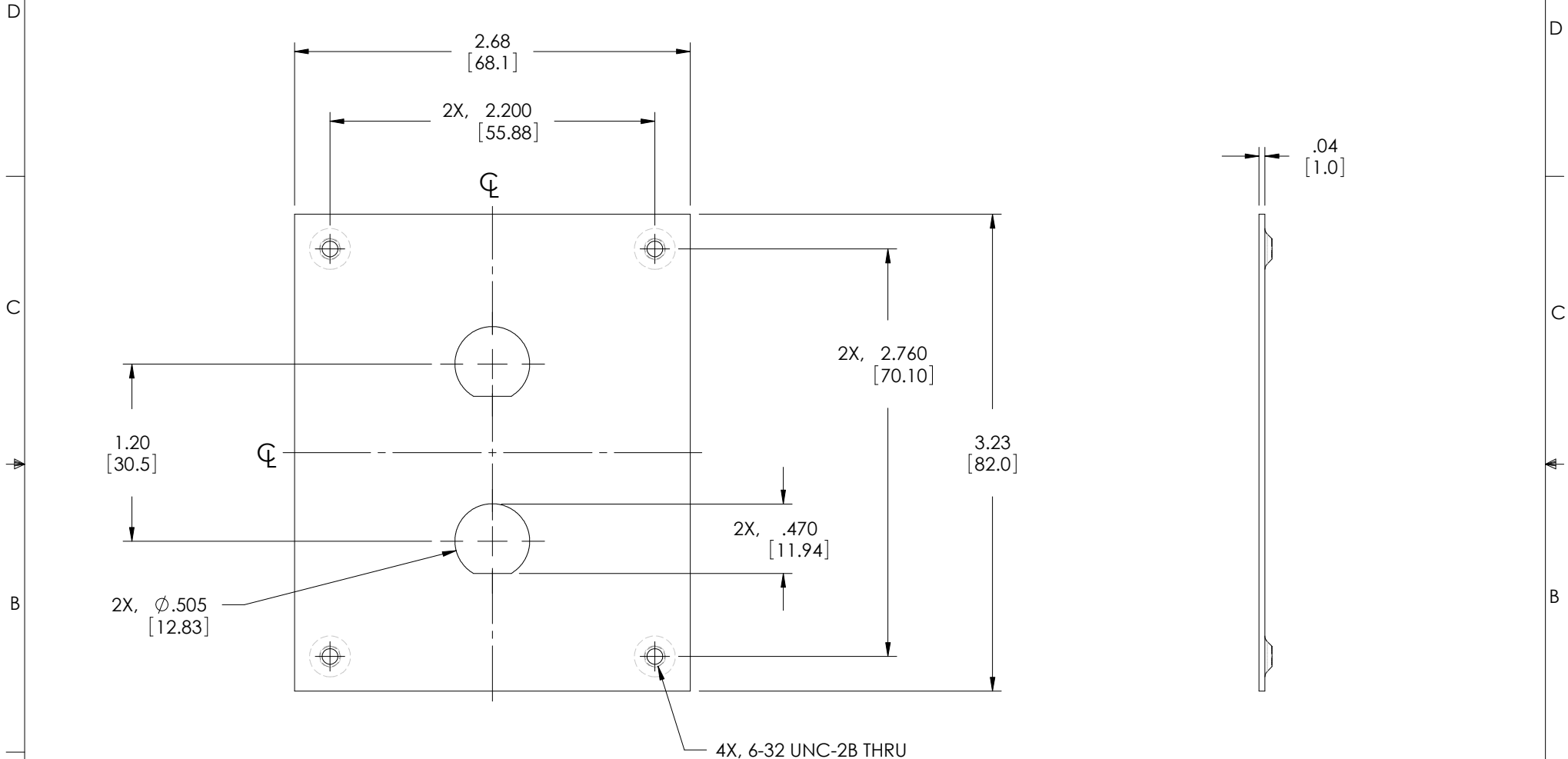



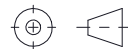
THE INFORMATION CONTAINED IN THIS DRAWING IS THE SOLE PROPERTY OF L-COM, INC. ANY REPRODUCTION IN PART OR WHOLE WITHOUT THE WRITTEN PERMISSION OF L-COM, INC. IS PROHIBITED.

REVISIONS			
REV	DESCRIPTION	DATE	APPROVED
A	INITIAL RELEASE	10/29/2021	MMARTINEZ



**NOTES:**

1. MATERIAL: ALUMINUM.
2. FINISH: FLAT BLACK POWDER COAT.
3. KIT CONTAINS 4, #6-32 UNC SCREWS.
4. ALL DIMENSIONS SHOWN ARE FOR REFERENCE ONLY.

UNLESS OTHERWISE SPECIFIED, DIMENSIONS ARE IN INCHES [mm] OVERALL CABLE LENGTH TOLERANCE: ≤12 [305] = +1 [25] / -0 >12 [305] ≤60 [1524] = +2 [51] / -0 >60 [1524] ≤120 [3048] = +4 [102] / -0 >120 [3048] ≤300 [7620] = +6 [152] / -0 >300 [7620] = +5% / -0 ALL OTHER DIMENSIONAL TOLERANCES: .X = ± .2 [5]   FRACTIONS ± 1/32 .XX = ± .02 [5]   ANGLES ± 1° .XXX = ± .005 [13]	APPROVALS DD CHECKED BY DFRISIELLO APPROVED BY MMARTINEZ	DATE 10/26/2021 10/29/2021 10/29/2021	 an INFINIT® brand 50 High Street, West Mill, North Andover, MA 01845 USA. Phone: 1.800.341.5266 1.978.682.6936	
	CONFIGURATION DETAILS OF UNDIMENSIONED FEATURES MAY VARY COLOR VARIATIONS MAY OCCUR		CATEGORY <b>SUB PANEL</b>	PRODUCT DESCRIPTION <b>2 D-HOLE SUB PANEL</b>
THIRD-ANGLE PROJECTION 	SIZE <b>A</b>	CAGE CODE <b>43321</b>	ITEM NO. <b>USP-A2</b>	REV. <b>A</b>
SCALE: NONE		CAD FILE: USP-A2.SLDDRW		SHEET 1 OF 1