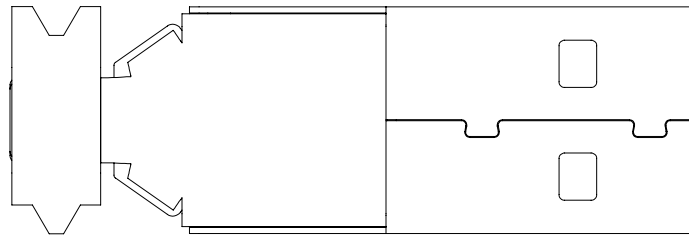
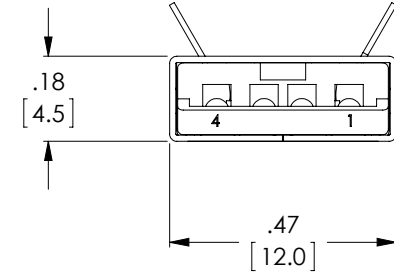
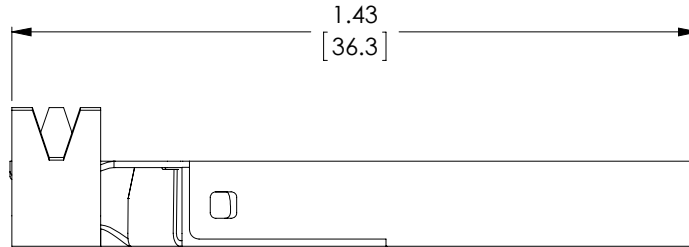
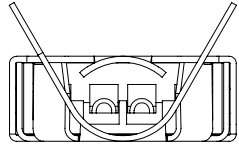


THE INFORMATION CONTAINED IN THIS DRAWING IS THE SOLE PROPERTY OF L-COM, INC. ANY REPRODUCTION IN PART OR WHOLE WITHOUT THE WRITTEN PERMISSION OF L-COM, INC. IS PROHIBITED.

RoHS Compliant ✓

| REVISIONS | | | |
|-----------|-----------------|---------|-----------|
| REV | DESCRIPTION | DATE | APPROVED |
| A | INITIAL RELEASE | 3/15/13 | D.GRIFFIN |
| | | | |
| | | | |



NOTES:

MATERIAL:

SHELL: COLD ROLLED STEEL
 INSULATOR: THERMOPLASTIC, UL94V-0
 CONTACTS: BRASS

FINISH:

SHELLS: NICKEL PLATE
 CONTACTS: 30 μIN MIN GOLD OVER NICKEL PLATE

MISCELLANEOUS:

ALL DIMENSIONS ARE FOR REFERENCE ONLY
 COMPONENT SHALL BE INDIVIDUALLY PACKAGED IN ACCORDANCE WITH L-COM SPECIFICATION PS-0031.

| | | | |
|--|--|--|--|
| UNLESS OTHERWISE SPECIFIED, DIMENSIONS ARE IN INCHES [mm] OVERALL CABLE LENGTH TOLERANCE: ≤12 [305] = +1 [25] / -0 >12 [305] ≤60 [1524] = +2 [51] / -0 >60 [1524] ≤120 [3048] = +4 [102] / -0 >120 [3048] ≤300 [7620] = +6 [152] / -0 >300 [7620] = +3% / -0% ALL OTHER DIMENSIONAL TOLERANCES: .X = ±.2 .XX = ±.02 .XXX = ±.005 | APPROVALS DRAWN BY D. DESJARDIN | DATE 12/12/12 | 45 BEECHWOOD DRIVE NORTH ANDOVER, MA 01845 |
| | CHECKED BY D. PARHAM APPROVED BY S. SMITH | 1/2/12 1/3/12 | |
| PROJECTION | CONFIGURATION DETAILS OF UNDIMENSIONED FEATURES MAY VARY | PRODUCT DESCRIPTION CONN USB 2.0 A MALE | |
| COLOR VARIATIONS MAY OCCUR 1AA05-003 | SIZE A | FSCM NO. 43321 | DWG. NO. USBCN2.0-A REV. A |
| SCALE: NONE | | CAD FILE: USBCN2.0-A.SLDDRW | |
| | | | SHEET 1 OF 1 |