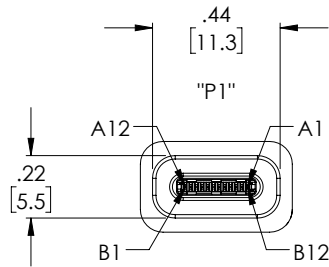
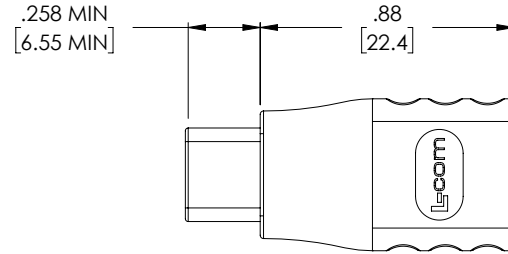
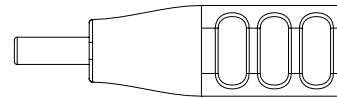


THE INFORMATION CONTAINED IN THIS DRAWING IS THE SOLE PROPERTY OF L-COM, INC. ANY REPRODUCTION IN PART OR WHOLE WITHOUT THE WRITTEN PERMISSION OF L-COM, INC. IS PROHIBITED.

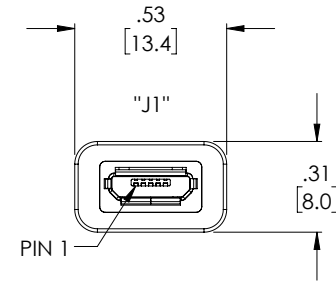
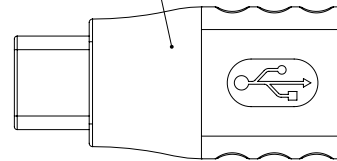
REVISIONS			
REV	DESCRIPTION	DATE	APPROVED
A	INITIAL RELEASE	11/02/16	D. DESJARDIN
B	ECN 8585: REMOVE 10NF CAPACITOR	12/16/16	S.LI
C	ECN 10840: UPDATE CONTACT FINISH TO GF	12/10/2020	DGUTTADAURO



USB 2.0 PLUG
SERIES "C"
GOLD PLATED PINS



OVERMOLD
PVC, BLACK


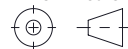


USB 2.0 RECEPTACLE
SERIES MICRO "B"
GOLD PLATED PINS

WIRE MAP			
"P1"	SIGNAL NAME	"J1"	SIGNAL NAME
A1,B1,A12,B12	GND	5	GND
A4,B4,A9,B9	VBUS	1	VBUS
A5	CC		N/C
A6	Dp1	3	D+
A7	Dn1	2	D-
	N/C	4	ID
SHELL	SHIELD	SHELL	SHIELD

NOTES:

1. CABLE ASSEMBLY SHALL HAVE 360° SHIELD TERMINATION.
2. CABLE ASSEMBLY SHALL BE TESTED FOR CONTINUITY.
3. CABLE ASSEMBLY SHALL BE INDIVIDUALLY PACKAGED IN ACCORDANCE WITH L-COM SPECIFICATION PS-0031.

UNLESS OTHERWISE SPECIFIED, DIMENSIONS ARE IN INCHES [mm] OVERALL CABLE LENGTH TOLERANCE: ≤12 [305] = +1 [25] / -0 >12 [305] ≤60 [1524] = +2 [51] / -0 >60 [1524] ≤120 [3048] = +4 [102] / -0 >120 [3048] ≤300 [7620] = +6 [152] / -0 >300 [7620] = +5% / -0 ALL OTHER DIMENSIONAL TOLERANCES: .X = ± .2 [5] FRACTIONS ± 1/32 .XX = ± .02 [.5] ± 1/32 .XXX = ± .005 [.13] ANGLES ± 1°	APPROVALS	DATE	 50 High Street, West Mill, North Andover, MA 01845 USA. Phone: 1.800.341.5266 1.978.682.6936		
	DRAWN BY D. DESJARDIN	11/6/15		CATEGORY USB	
	CHECKED BY S.LI	1/19/16			
	APPROVED BY S.LI	1/19/16		PRODUCT DESCRIPTION ADPT, USB 2.0 C-M/MICB-F	
THIRD-ANGLE PROJECTION 	COLOR VARIATIONS MAY OCCUR	SIZE A	CAGE CODE 43321	DWG. NO. UAD042MF	REV. C
		SCALE: NONE	CAD FILE: UAD042MF.SLDDRW	SHEET 1 OF 1	