

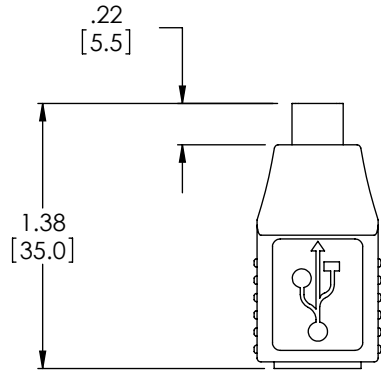
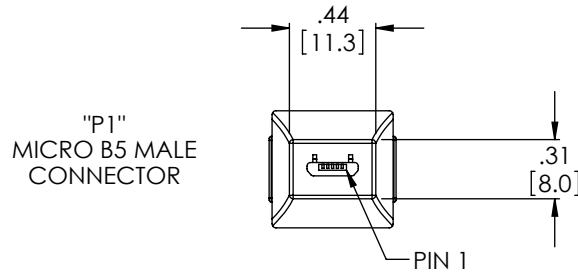
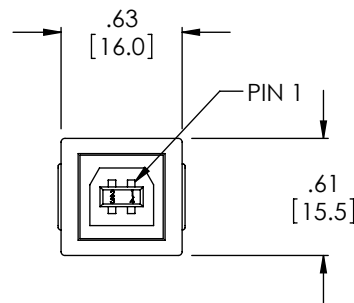


THE INFORMATION CONTAINED IN THIS DRAWING IS THE SOLE PROPERTY OF L-COM, INC. ANY REPRODUCTION IN PART OR WHOLE WITHOUT THE WRITTEN PERMISSION OF L-COM, INC. IS PROHIBITED.

REVISIONS			
REV	DESCRIPTION	DATE	APPROVED
A	INITIAL RELEASE	6/9/10	D.GRIFFIN



WIRING MAP	
"P1"	"J1"
1	1
2	2
3	3
N/C	-
5	4
SHELL	SHELL




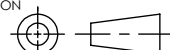
"J1"
USB SERIES B
FEMALE
CONNECTOR

NOTES:
MATERIAL:
INSULATOR: PBT, UL94V-0
CONTACT: BRASS
HOOD: PVC LIGHT GRAY

FINISH:
CONTACT: GOLD PLATE OVER NICKEL
SHELL: NICKEL SILVER

MISCELLANEOUS:
ALL DIMENSIONS ARE FOR REFERENCE ONLY.
COMPONENT SHALL BE TESTED FOR CONTINUITY.
COMPONENT SHALL BE INDIVIDUALLY PACKAGED IN ACCORDANCE WITH L-COM SPECIFICATION PS-0031.

RoHS Compliant ✓

UNLESS OTHERWISE SPECIFIED, DIMENSIONS ARE IN INCHES [mm] DIMENSIONAL TOLERANCES: .X = ±.1 .XX = ±.01 .XXX = ±.005 ANGULAR TOLERANCES: ALL = ± 1°	APPROVALS	DATE		45 BEECHWOOD DRIVE NORTH ANDOVER, MA 01845	
	DRAWN BY D.FRISIELLO	6/7/10			
	CHECKED BY C.BRAN	6/7/10	CATEGORY USB		
	APPROVED BY S.SMITH	6/7/10	PRODUCT DESCRIPTION ADAPTER, USB B-F/MICRO B5-M		
PROJECTION 	COLOR VARIATIONS MAY OCCUR	SIZE A	FSCM NO. 43321	DWG. NO. UAD033FM	REV. A
SCALE: NONE		CAD FILE: UAD033FM.SLDRW		SHEET 1 OF 1	