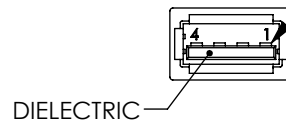


THE INFORMATION CONTAINED IN THIS DRAWING IS THE SOLE PROPERTY OF L-COM, INC. ANY REPRODUCTION IN PART OR WHOLE WITHOUT THE WRITTEN PERMISSION OF L-COM, INC. IS PROHIBITED.

REVISIONS			
REV	DESCRIPTION	DATE	APPROVED
A	INITIAL RELEASE	12/9/08	D.GRIFFIN

USB
TYPE A
JACK

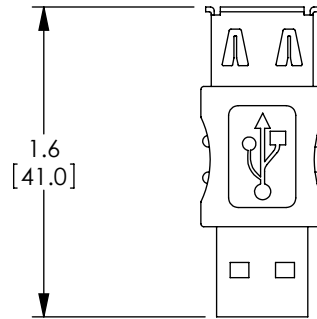
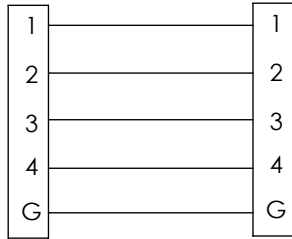


DIELECTRIC

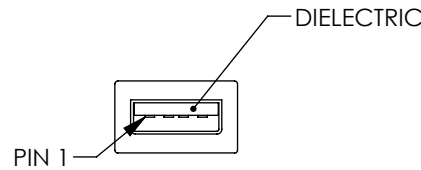
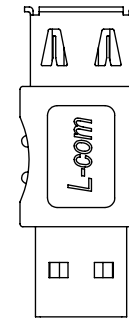
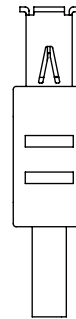
PIN 1

TYPE A
MALE

TYPE A
FEMALE



1.6
[41.0]



PIN 1

USB
TYPE A
PLUG

NOTES:

MATERIAL:

INSULATOR: PBT, UL94V-0
CONTACT: BRASS
SHELL: NICKEL
OVERMOLD: PVC, GRAY

FINISH:

CONTACT: GOLD PLATE OVER NICKEL
SHELL: SILVER

MISCELLANEOUS:

CURRENT RATING: 3 AMP
DIELECTRIC STRENGTH: 1000V AC FOR ONE MINUTE.
INSULATOR RESISTANCE: 1000MΩ MIN AT 500V DC.
COMPONENT SHALL BE TESTED FOR CONTINUITY.
COMPONENT SHALL BE INDIVIDUALLY PACKAGED IN A POLY BAG.

UNLESS OTHERWISE SPECIFIED, DIMENSIONS ARE IN INCHES [mm] DIMENSIONAL TOLERANCES: .X = ±.1 .XX = ±.01 .XXX = ±.005 ANGULAR TOLERANCES: ALL = ± 1° PROJECTION 	APPROVALS	DATE		45 BEECHWOOD DRIVE NORTH ANDOVER, MA 01845	
	DRAWN BY D.FRISIELLO	12/8/08			
	CHECKED BY D.FORTIN	12/8/08	CATEGORY USB		
	APPROVED BY S.SMITH	12/8/08	PRODUCT DESCRIPTION ADAPTER, USB TYPE A - PLUG TO JACK		
COLOR VARIATIONS MAY OCCUR		SIZE A	FSCM NO. 43321	DWG. NO. UAD026MF	REV. A
SCALE: NONE		CAD FILE: UAD026MF.SLDDRW		SHEET 1 OF 1	