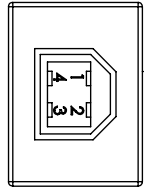
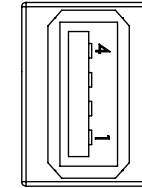
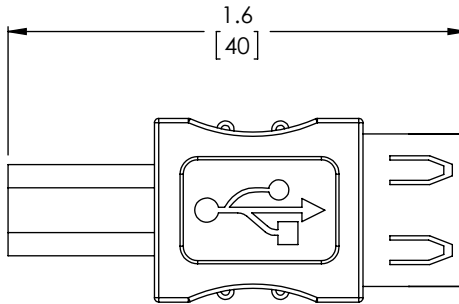


THE INFORMATION CONTAINED IN THIS DRAWING IS THE SOLE PROPERTY OF L-COM, INC. ANY REPRODUCTION IN PART OR WHOLE WITHOUT THE WRITTEN PERMISSION OF L-COM, INC. IS PROHIBITED.


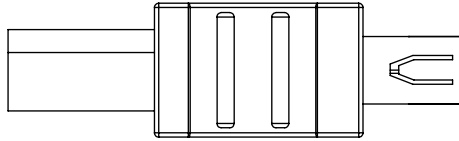
REVISIONS			
REV	DESCRIPTION	DATE	APPROVED
A	REPLACES UAD011FM-OD1	6/24/14	D. CASTRO



SERIES "B" USB PLUG
P1



SERIES "A" USB RECEPTACLE
J1



NOTES:

MATERIAL:

OVERMOLD: PVC
CONTACTS: BRASS
INSULATOR: PBT, UL 94V-0

FINISH:

SHELL: NICKEL SILVER
CONTACTS: GOLD OVER NICKEL

ELECTRICAL:

CURRENT RATING: 3 AMP
DIELECTRIC STRENGTH: 1000V AC FOR ONE MINUTE
INSULATOR RESISTANCE: 1000 OHMS MIN AT 500V DC

MISCELLANEOUS:

USB 2.0 COMPLIANT
ADAPTOR SHALL BE TESTED FOR CONTINUITY.
ADAPTOR SHALL BE INDIVIDUALLY PACKAGED IN ACCORDANCE WITH L-COM SPEC. PS-0031.

REGULATORY COMPLIANCE:

CE2011/65/EU(RoHS DIRECTIVE)

TABLE	
P1	J1
PIN 1	PIN 1
PIN 2	PIN 2
PIN 3	PIN 3
PIN 4	PIN 4
GRD	GRD

UNLESS OTHERWISE SPECIFIED, DIMENSIONS ARE IN INCHES [mm] OVERALL CABLE LENGTH TOLERANCE: ≤12 [305] = +1 [25] / -0 >12 [305] ≤60 [1524] = +2 [51] / -0 >60 [1524] ≤120 [3048] = +4 [102] / -0 >120 [3048] ≤300 [7620] = +6 [152] / -0 >300 [7620] = +5% / -0%	APPROVALS	DATE		45 BEECHWOOD DRIVE NORTH ANDOVER, MA 01845
	DRAWN BY C.MCCORMICK	12/17/2002		
ALL OTHER DIMENSIONAL TOLERANCES: .X = ± .2 [5.08] .XX = ± .02 [.51] .XXX = ± .005 [.13]	CHECKED BY D.PARHAM	12/17/2002	CATEGORY USB	
	APPROVED BY R.CARRICK	12/17/2002	PRODUCT DESCRIPTION SERIES "B" PLUG TO SERIES "A" JACK ADAPTOR	
PROJECTION 	CONFIGURATION DETAILS OF UNDIMENSIONED FEATURES MAY VARY	COLOR VARIATIONS MAY OCCUR	SIZE A	FSCM NO. 43321
			DWG. NO. UAD011FM	REV. A
			SCALE: NONE	CAD FILE: UAD011FM.SLDDRW
			SHEET 1 OF 1	