

6

5

4

3

2

1

REVISION					
ZONE	REV	DESCRIPTION	DATE	CHANGED BY	APPROVED
	A	INITIAL RELEASE	01/02/2024	DFRISIELLO	GUTTADAURO

F

F

E

E

D

D

SPECIFICATIONS:

RJ45 JACK HOUSING: ABS+PC, UL94V-0, COLOR: SEE CHART
CONTACT BRACKET: PBT UL94V-0.

RJ45 JACK CONTACTS:

MATERIAL: PHOSPHOR BRONZE WITH NICKEL PLATING.

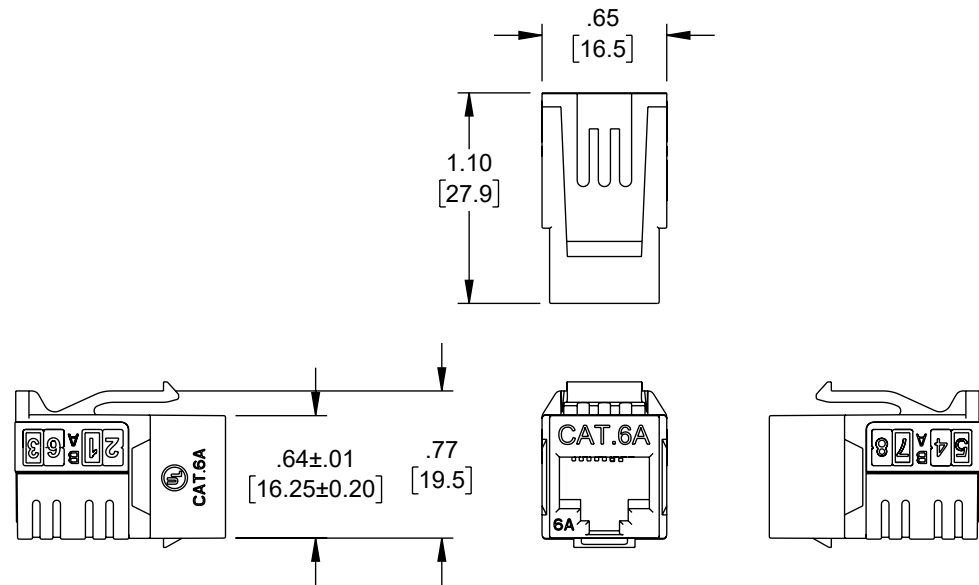
FINISH: 50 MICRO-INCH GOLD PLATING ON SURFACE OF PLUG CONTACT AREA.

IDC HOUSING: PC UL94V-2, COLOR: WHITE

IDC TERMINALS: PHOSPHOR BRONZE WITH TIN PLATING.

IDC CAP: PC, UL94V-0, COLOR: BLACK

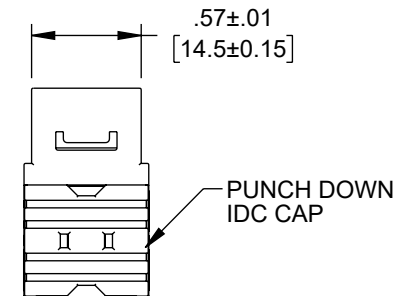
PCB: FR4, UL94V-0.



FEATURES AND PERFORMANCE:

1. COMPLIANT WITH THE ANSI/TIA-568.2-D CAT. 6A REQUIREMENT.
2. COMPLIANT WITH THE IEC 60603-7-1 DIMENSION AND RELIABILITY REQUIREMENTS.
3. T568A ND T568B WIRING.
4. LIFE (MATING CYCLES): MIN. 750 CYCLES.
5. MATING AND UN-MATING FORCE: MAX. 20 N.
6. RETENTION STRENGTH: 7.7 kg BETWEEN JACK AND PLUG.
7. WIRE CONDUCTOR RANGE: SOLID AND STRANDED, 23-26AWG.
8. CABLE O.D. RANGE: 5.5-9.0mm [.216-.354 INCH]
9. IDC RE-INSTALLING CYCLES: MIN. 20 CYCLES.
10. OPERATING TEMPERATURE RANGE: -10° C TO +60° C.

ITEM NUMBER	COLOR
TSP801C6A-BLU	BLUE
TSP801C6A-BLK	BLACK
TSP801C6A-RED	RED
TSP801C6A-GRN	GREEN
TSP801C6A-WHT	WHITE



C

C

B

B

NOTES:

1. THE MATED PLUG SHOULD BE COMPLIANT WITH THE IEC 60603-7-1 REQUIREMENT.
2. COMPONENT SHALL BE INDIVIDUALLY PACKAGED AND LABELED.

REGULATORY COMPLIANCE:

EU RoHS DIRECTIVE (MOST RECENTLY RELEASED VERSION).

A

A

THE INFORMATION CONTAINED IN THIS DRAWING IS THE SOLE PROPERTY OF INFINITE ELECTRONICS, INC. ANY REPRODUCTION IN PART OR WHOLE WITHOUT THE WRITTEN PERMISSION OF INFINITE ELECTRONICS, INC. IS PROHIBITED. THESE COMMODITIES, TECHNOLOGY OR SOFTWARE WERE EXPORTED FROM THE UNITED STATES IN ACCORDANCE WITH THE EXPORT ADMINISTRATION REGULATIONS. DIVERSION CONTRARY TO U.S. LAW PROHIBITED.

UNLESS OTHERWISE SPECIFIED
LEADING DIMENSIONS ARE INCHES
DIMENSIONS IN [] ARE MILLIMETERS

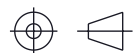
TOLERANCES:
X = ±.2 [5] FRACTIONS
XX = ±.02 [0.5] ± 1/32
.XXX = ±.005 [0.13] ANGLES ± 1°

CABLE LENGTH TOLERANCES:
≤12 [305] = +1 [25] / -0
>12 [305] ≤ 60 [1524] = +2 [51] / -0
>60 [1524] ≤ 120 [3048] = +4 [102] / -0
>120 [3048] ≤ 300 [7620] = +6 [152] / -0
>300 [7620] = +5% / -0

ALL DIMENSIONS ARE FOR REFERENCE ONLY
AND SUBJECT TO CHANGE WITHOUT NOTICE.
UN-DIMENSIONED/NON-CRITICAL FEATURES
MAY VARY IN SIZE AND LOCATION
COLORS MAY VARY

L-com
an INFINIT® brand

Website: www.L-com.com
Phone: 1.800.341.5266 | 1.978.682.6936



INTERPRET ALL DIMENSIONS AND
TOLERANCES PER ASME Y14.5

SCALE	SHEET
NONE	1 OF 1

DESCRIPTION
CAT6a KSJ, 90° PUNCH DOWN, MINI TYPE, UTP

SIZE	CAGE CODE	DRAWN BY	ITEM NO.	REV
A	43321	DFRISIELLO	TSP801C6A	A

6

5

4

3

2

1