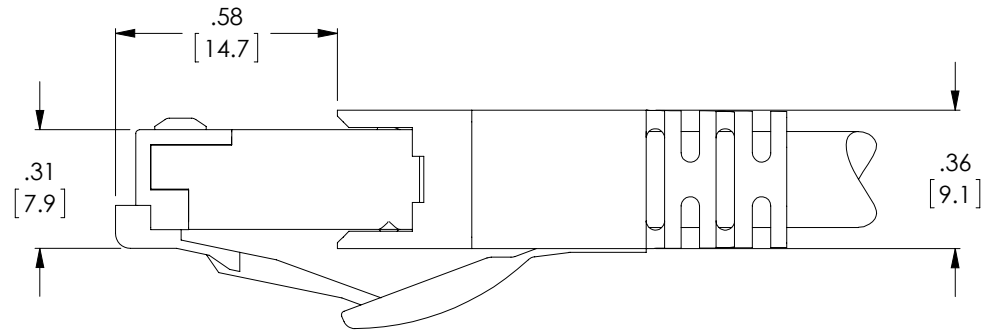
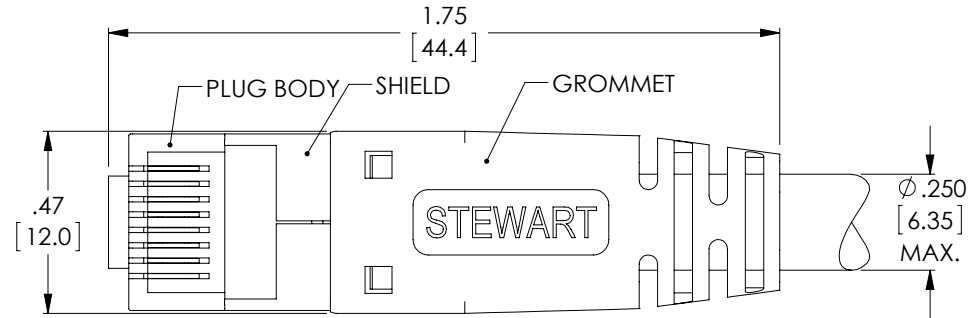
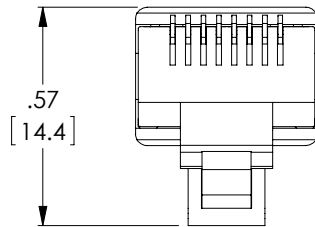


THE INFORMATION CONTAINED IN THIS DRAWING IS THE SOLE PROPERTY OF L-COM, INC. ANY REPRODUCTION IN PART OR WHOLE WITHOUT THE WRITTEN PERMISSION OF L-COM, INC. IS PROHIBITED.

| REVISIONS | | | |
|-----------|-----------------|---------|-----------|
| REV | DESCRIPTION | DATE | APPROVED |
| A | INITIAL RELEASE | 8/30/13 | D.GRIFFIN |
| | | | |
| | | | |

| PART | MATERIAL | QTY. (PER PLUG ASSEMBLY) |
|------------------------------------|-------------------------------|-----------------------------|
| PRE-INSERTED PLUG BODY WITH SHIELD | CLEAR POLYCARBONATE, UL 94-V0 | 1 |
| GROMMET | BLACK POLYCARBONATE, UL 94-V0 | 1 |
| WIRE ALIGNER (NOT SHOWN) | CLEAR POLYCARBONATE, UL 94-V0 | 1 |
| LOAD BAR (NOT SHOWN) | CLEAR POLYCARBONATE, UL 94-V0 | 1 |

| PART NUMBER | NUMBER OF PLUG ASSEMBLIES PER PACKAGE |
|-------------|---------------------------------------|
| TSP6188S | 1 |
| TSP6188S-25 | 25 |
| TSP6188S-50 | 50 |



NOTES:

1. MATERIAL:
CONTACTS: COPPER ALLOY, 50 μINCHES SELECTIVE GOLD PLATING
SHIELD: COPPER ALLOY, NICKEL PLATING
2. PRODUCT DESIGNED FOR CATEGORY 6A APPLICATIONS.
3. CONTACTS TERMINATE SOLID OR STRANDED CONDUCTORS BETWEEN .033 [0.84] TO .038 [0.97] OUTSIDE DIAMETER OF INSULATION.
4. CRIMP IS FOR CABLES WITH OUTSIDE NOMINAL DIAMETER OF .230 [5.84] TO .250 [6.35].
5. ALL DIMENSIONS ARE FOR REFERENCE ONLY.
6. COMPONENT(S) SHALL BE PACKAGED UN-ASSEMBLED IN ACCORDANCE WITH L-COM SPECIFICATION PS-0031. SEE TABLE FOR NUMBER OF PLUG ASSEMBLIES PER PACKAGE.

REGULATORY COMPLIANCE:
ROHS, CE

| | | | | |
|---|-------------------------------|-----------|--|--|
| UNLESS OTHERWISE SPECIFIED, DIMENSIONS ARE IN INCHES [mm] OVERALL CABLE LENGTH TOLERANCE: ≤12 [305] = +1 [25] / -0 >12 [305] ≤60 [1524] = +2 [51] / -0 >60 [1524] ≤120 [3048] = +4 [102] / -0 >120 [3048] ≤300 [7620] = +6 [152] / -0 >300 [7620] = +5% / -0% | APPROVALS | DATE | | 45 BEECHWOOD DRIVE NORTH ANDOVER, MA 01845 |
| | DRAWN BY D. DESJARDIN | 8/30/13 | | |
| ALL OTHER DIMENSIONAL TOLERANCES: .X = ± .2 [5.08] .XX = ± .02 [1.51] .XXX = ± .005 [1.13] | CHECKED BY D. GUITADAURO | 8/30/13 | CATEGORY TELECOM/MODULAR | |
| | APPROVED BY M. MARTINEZ | 8/30/13 | PRODUCT DESCRIPTION PLUG, RJ45 CAT6A SHD W/SR | |
| PROJECTION | COLOR VARIATIONS MAY OCCUR | 1AD03-040 | SIZE A | FSCM NO. 43321 |
| | | | DWG. NO. TSP6188S | REV. A |
| | | | SCALE: NONE | CAD FILE: TSP6188S.SLDDRW |
| | | | SHEET 1 OF 1 | |