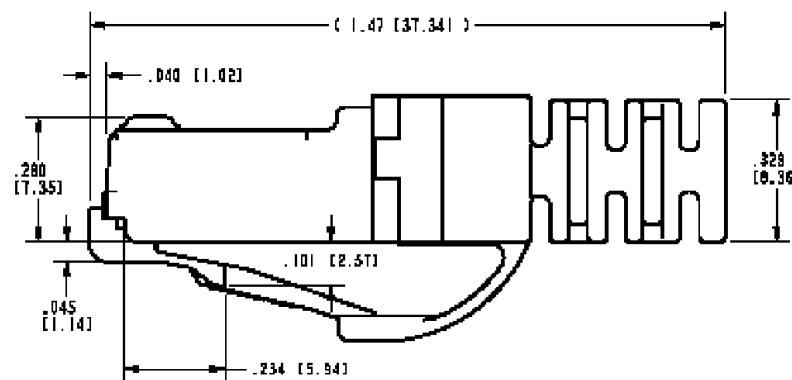
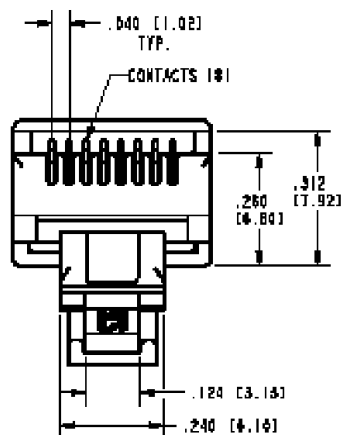
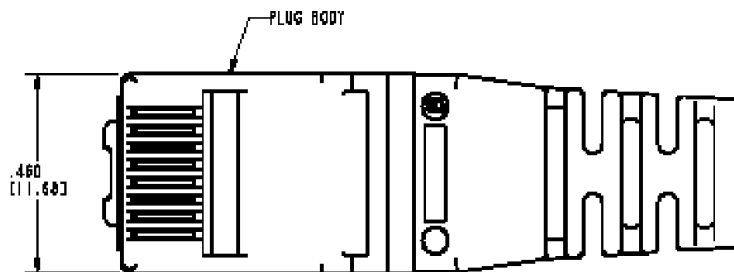


THE INFORMATION CONTAINED IN THIS DRAWING IS THE SOLE PROPERTY OF L-COM, INC. ANY REPRODUCTION IN PART OR WHOLE WITHOUT THE WRITTEN PERMISSION OF L-COM, INC. IS PROHIBITED.

RoHS Compliant ✓

REVISIONS			
REV	DESCRIPTION	DATE	APPROVED
A	INITIAL RELEASE	2/22/13	D.GRIFFIN

PART	MATERIAL	QTY.
PRE-INSERTED PLUG BODY	CLEAR POLYCARBONATE, UL 94-V0	1
GROMMET	CLEAR POLYCARBONATE, UL 94-V0	1
LOAD BAR (NOT SHOWN)	CLEAR POLYCARBONATE, UL 94-V0	1



NOTES:

- MATERIAL:
CONTACTS: COPPER ALLOY, 50 μINCHES SELECTIVE GOLD PLATING
- ALL DIMENSIONS ARE FOR REFERENCE ONLY
- COMPONENT SHALL BE PACKAGED 100 PIECES PER BAG IN ACCORDANCE WITH L-COM SPECIFICATION PS-0031.

UNLESS OTHERWISE SPECIFIED, DIMENSIONS ARE IN INCHES [mm] OVERALL CABLE LENGTH TOLERANCE: ≤12 [305] = +1 [25] / -0 >12 [305] ≤60 [1524] = +2 [51] / -0 >60 [1524] ≤120 [3048] = +4 [102] / -0 >120 [3048] ≤300 [7620] = +6 [152] / -0 >300 [7620] = +3% / -0%	APPROVALS	DATE		45 BEECHWOOD DRIVE NORTH ANDOVER, MA 01845
	DRAWN BY D.FRISIELLO	2/22/13		CATEGORY TELECOM/MODULAR
ALL OTHER DIMENSIONAL TOLERANCES: .X = ±.2 .XX = ±.02 .XXX = ±.005	CHECKED BY D.DESJARDIN	2/22/13	PRODUCT DESCRIPTION PLUG, RJ45 CAT6A 100PK	
PROJECTION 	APPROVED BY D.GALLAGHER	2/22/13	CONFIGURATION DETAILS OF UNDIMENSIONED FEATURES MAY VARY	SCALE: NONE
	COLOR VARIATIONS MAY OCCUR	SIZE A	FSCM NO. 43321	DWG. NO. TSP6088
			CAD FILE: TSP6088.SLDDRW	SHEET 1 OF 1