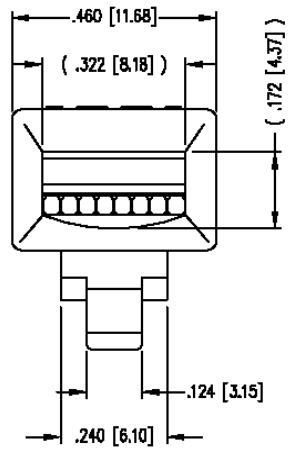
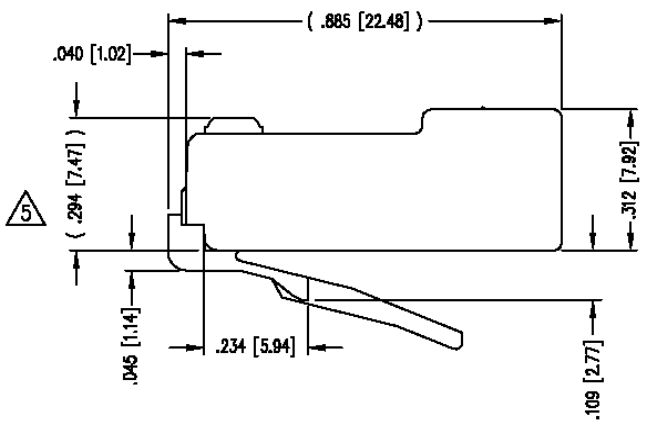
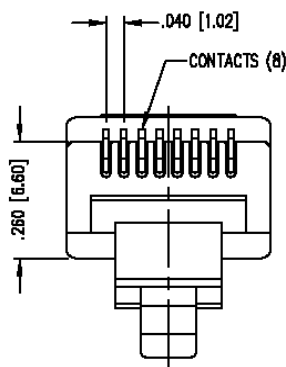
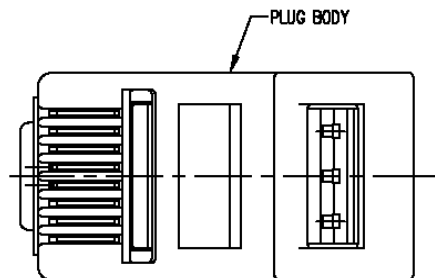


THE INFORMATION CONTAINED IN THIS DRAWING IS THE SOLE PROPERTY OF L-COM, INC. ANY REPRODUCTION IN PART OR WHOLE WITHOUT THE WRITTEN PERMISSION OF L-COM, INC. IS PROHIBITED.

RoHS Compliant ✓

REVISIONS			
REV	DESCRIPTION	DATE	APPROVED
A	RELEASE TO PRODUCTION	9/17/02	P.LECLAIR
B	ECN 1618: ADDED COMPONENT SPECIFICATION TABLE	12/13/03	DFP
C	ECN 65XX: REDRAWN, NEW FORMAT	11/14/12	D.FRISIELLO



- NOTES:
- MATERIALS:
 PLUG BODY: POLYCARBONATE, UL 94-V0
 CONTACTS: PHOSPHOR BRONZE, SELECTIVE GOLD PLATING
 - CONTACTS TERMINATE SOLID OR STRANDED CONDUCTORS UP TO .037 [0.94] OUTSIDE DIAMETER OF INSULATION.
 - FOR PRODUCT SPECIFICATION SEE PRO21-01.
 - TOLERANCES COMPLY WITH F.C.C. DIMENSION REQUIREMENTS.
 - TERMINATED PLUG HEIGHT: .237 [6.02] ±.005 [0.13]
 - COMPONENT SHALL BE BULK PACKAGED IN QUANTITIES OF 100.

UNLESS OTHERWISE SPECIFIED, DIMENSIONS ARE IN INCHES [mm] OVERALL CABLE LENGTH TOLERANCE: ≤12 [305] = +1 [25] / -0 >12 [305] ≤60 [1524] = +2 [51] / -0 >60 [1524] ≤120 [3048] = +4 [102] / -0 >120 [3048] ≤300 [7620] = +6 [152] / -0 >300 [7620] = +3% / -0% ALL OTHER DIMENSIONAL TOLERANCES: .X = ±.2 .XX = ±.02 .XXX = ±.005	APPROVALS DRAWN BY D.FRISIELLO CHECKED BY D.DESJARDIN APPROVED BY D.GALLAGHER	DATE 11/8/12 11/8/12 11/8/12	45 BEECHWOOD DRIVE NORTH ANDOVER, MA 01845		
	CONFIGURATION DETAILS OF UNDIMENSIONED FEATURES MAY VARY			CATEGORY TELECOM/MODULAR	
PROJECTION 	COLOR VARIATIONS MAY OCCUR	SIZE A	FSCM NO. 43321	DWG. NO. TSP3088R	REV. C
		SCALE: NONE	CAD FILE: TSP3088R.SLDDRW	SHEET 1 OF 1	