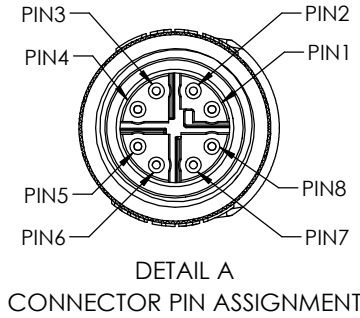
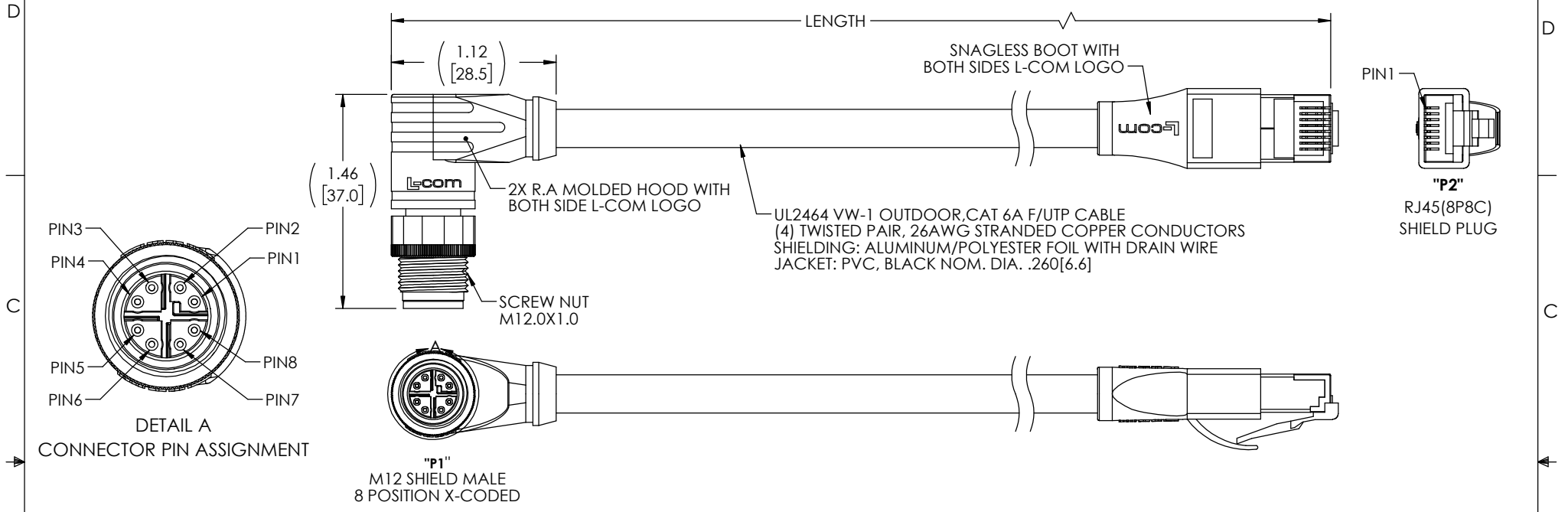
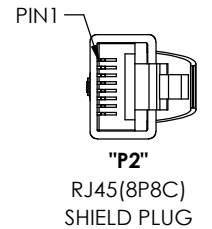


THE INFORMATION CONTAINED IN THIS DRAWING IS THE SOLE PROPERTY OF L-COM, INC. ANY REPRODUCTION IN PART OR WHOLE WITHOUT THE WRITTEN PERMISSION OF L-COM, INC. IS PROHIBITED.

REVISIONS			
REV	DESCRIPTION	DATE	APPROVED
A	INITIAL RELEASE	01/19/2023	GUTTADAURO



"P1"
M12 SHIELD MALE
8 POSITION X-CODED



NOTES

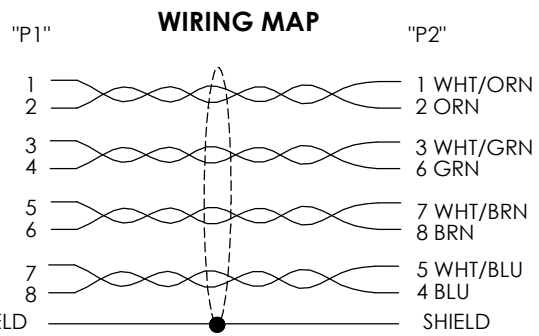
MATERIAL:
 MOLDED HOOD: PVC, BLACK, UV RESISTANCE
 M12 INSULATOR: NYLON, BLACK
 M12 SHELL/SCREW NUT: BRASS, NICKEL PLATE
 M12 CONTACTS: PHOSPHOR BRONZE, 15µ" MIN. GOLD PLATE
 SNAGLESS BOOT: LOW SMOKE ZERO HALOGEN, BLACK
 RJ45 HOUSING: POLYCARBONATE, CLEAR UL94 V-0
 RJ45 SHIELD/STRAIN RELIEF: BRASS, NICKEL PLATE
 RJ45 CONTACTS: PHOSPHOR BRONZE, 50µ" MIN. GOLD PLATE IN CONTACT AREA OVER NICKEL PLATE OVERALL

ELECTRICAL:
 VOLTAGE RATING: 48 VAC/VDC
 CURRENT RATING: 0.5A

APPLICATION:
 INGRESS PROTECTION RATING IS IP67 (MATED, P1 ONLY).

ENVIRONMENTAL:
 OPERATING TEMPERATURE RANGE: -20°C TO +80°C
 CABLE JACKET: UV RESISTANCE

MISCELLANEOUS
 CABLE ASSEMBLIES TO BE TESTED FOR CONTINUITY
 WIRED TO IEC 61076-2-109 STANDARDS
 CABLE ASSEMBLY SHALL BE INDIVIDUALLY PACKAGED IN ACCORDANCE WITH L-COM SPECIFICATION PS-0031.



PARTNUMBER	LENGTH	
	METERS	FEET
TRG613-C6B-05M	0.5	1.64
TRG613-C6B-1M	1.0	3.28
TRG613-C6B-2M	2.0	6.56
TRG613-C6B-3M	3.0	9.84
TRG613-C6B-5M	5.0	16.41
TRG613-C6B-10M	10.0	32.81
TRG613-C6B-15M	15.0	49.22

UNLESS OTHERWISE SPECIFIED, DIMENSIONS ARE IN INCHES [mm] OVERALL CABLE LENGTH TOLERANCE: ≤12 [305] = +1 [25] / -0 >12 [305] ≤60 [1524] = +2 [51] / -0 >60 [1524] ≤120 [3048] = +4 [102] / -0 >120 [3048] ≤300 [7620] = +6 [152] / -0 >300 [7620] = +5% / -0 ALL OTHER DIMENSIONAL TOLERANCES: .X = ± .2 [5] FRACTIONS ± 1/32 .XX = ± .02 [5] ANGLES ± 1° .XXX = ± .005 [1.13]	APPROVALS	DATE	50 High Street, West Mill, North Andover, MA 01845 USA. Phone: 1.800.341.5266 1.978.682.6936		
	DRAWN BY BZHANG	10/10/22			
	CHECKED BY DFRISIELLO	10/10/22			
	APPROVED BY GUTTADAURO	10/10/22			
CONFIGURATION DETAILS OF UNDIMENSIONED FEATURES MAY VARY	CATEGORY TELECOM/MODULAR		PRODUCT DESCRIPTION Cat6a M128X RA M/RJ45 F/UTP 26AWG OD PVC BLK		
COLOR VARIATIONS MAY OCCUR	SIZE A	CAGE CODE 43321		DWG. NO. TRG613-C6B	REV. A
THIRD-ANGLE PROJECTION 	SCALE: NONE CAD FILE: TRG613-C6B.SLDDRW			SHEET 1 OF 1	