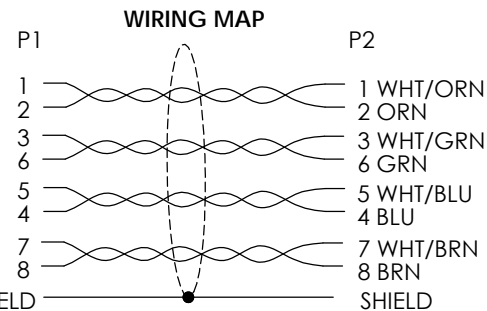
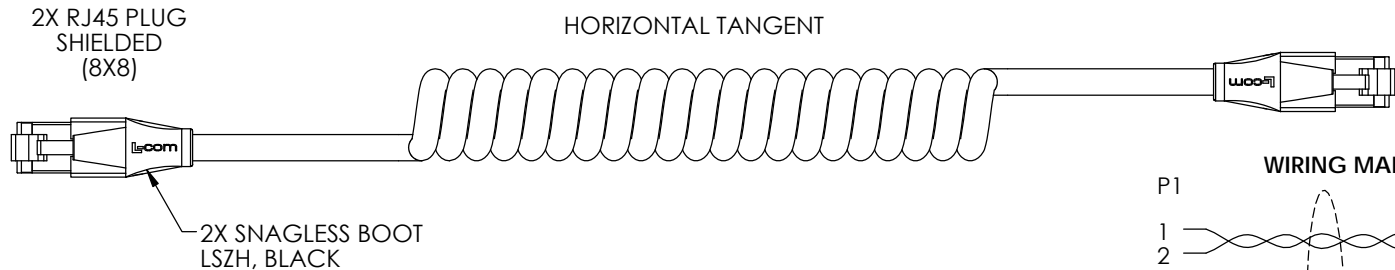
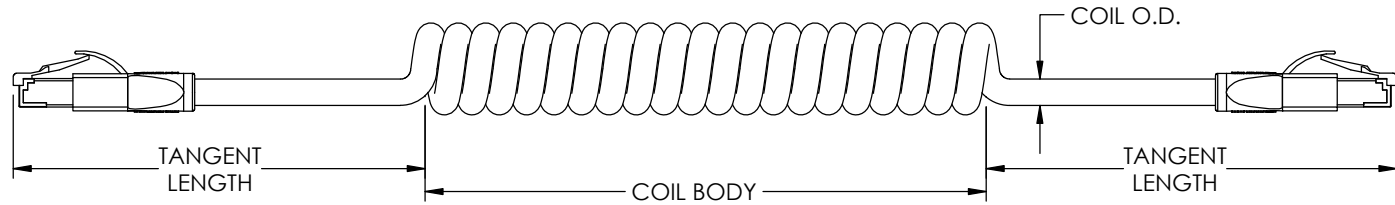


THE INFORMATION CONTAINED IN THIS DRAWING IS THE SOLE PROPERTY OF L-COM, INC. ANY REPRODUCTION IN PART OR WHOLE WITHOUT THE WRITTEN PERMISSION OF L-COM, INC. IS PROHIBITED.

REVISIONS			
REV	DESCRIPTION	DATE	APPROVED
A	INITIAL RELEASE	11/11/2019	DGUTTADAUR



- NOTES:
- MATERIAL:**
 PLUG HOUSING: POLYCARBONATE, CLEAR, UL94V-0
 CONTACTS: PHOSPHOR BRONZE
 CABLE JACKET: ZERO HALOGEN FIRE RATED POLYURETHANE, TEAL
 - FINISH:**
 CONTACTS: 50 μINCHES GOLD IN CONTACT AREA OVER
 100 μINCHES NICKEL PLATE OVERALL
 - CABLE CHARACTERISTICS:**
 CAT5e COIL CORD F/UTP HIGH FLEX ZERO HALOGEN POLYURETHANE
 6X EXPANSION LENGTH HORIZONTAL TANGENT
 SHIELDED (4) TWISTED PAIRS TWISTED TOGETHER
 26AWG STRANDED TINNED COPPER CONDUCTORS
 JACKET: .045" NOM. WALL THICKNESS (PRESSURE) OVERALL DIAMETER .260" NOM.
 OIL RESISTANT (IRM 902 OIL, 7 DAYS @ 100°C)
 JACKET SMOKE GENERATION PER ASTM E662, NOM.
 D_s=251 (FLAMING,@4 MINUTES)
 D_s=16 (NON-FLAMING,@4 MINUTES)
 APPROVED UL AWM STYLE 20352 (60C, 600V)
 - MISCELLANEOUS:**
 OPERATING TEMPERATURE RANGE: -40°C TO 60°C
 CABLE ASSEMBLY TO BE TESTED FOR CONTINUITY.
 CABLE ASSEMBLY TO BE INDIVIDUALLY PACKAGED IN ACCORDANCE WITH L-COM SPECIFICATION PS-0031.
 - ALL DIMENSIONS ARE FOR REFERENCE ONLY**

PART NUMBER	CABLE O.D.	COIL BODY LENGTH	MAX TANGENT LENGTHS	MAX EXPANDED COIL LENGTH
TRD815SZ-CH-6-36IN	.260	0.5 FEET	0.5 FEET	3 FEET
TRD815SZ-CH-1-6F	.260	1 FEET	0.5 FEET	6 FEET
TRD815SZ-CH-2-12F	.260	2 FEET	0.5 FEET	12 FEET
TRD815SZ-CH-3-18F	.260	3 FEET	0.5 FEET	18 FEET
TRD815SZ-CH-4-24F	.260	4 FEET	0.5 FEET	24 FEET
TRD815SZ-CH-5-30F	.260	5 FEET	0.5 FEET	30 FEET
TRD815SZ-CH-6-36F	.260	6 FEET	0.5 FEET	36 FEET
TRD815SZ-CH-7-42F	.260	7 FEET	0.5 FEET	42 FEET
TRD815SZ-CH-8-48F	.260	8 FEET	0.5 FEET	48 FEET

UNLESS OTHERWISE SPECIFIED, DIMENSIONS ARE IN INCHES [mm] OVERALL CABLE LENGTH TOLERANCES: ≤12 [305] = +1 [25] / -0 >12 [305] ≤60 [1524] = +2 [51] / -0 >60 [1524] ≤120 [3048] = +4 [102] / -0 >120 [3048] ≤300 [7620] = +6 [152] / -0 >300 [7620] = +5% / -0 ALL OTHER DIMENSIONAL TOLERANCES: .X = ± .2 [5] FRACTIONS ± 1/32 .XX = ± .02 [5] ANGLES ± 1° .XXX = ± .005 [13]	APPROVALS DRAWN BY BPUCHASKI CHECKED BY DFRISIELLO APPROVED BY DGUTTADAUR	DATE 11/11/2019 11/11/2019 11/11/2019	50 High Street, West Mill, North Andover, MA 01845 USA. Phone: 1.800.341.5266 1.978.682.6936	
	CONFIGURATION DETAILS OF UNDIMENSIONED FEATURES MAY VARY COLOR VARIATIONS MAY OCCUR	CATEGORY TELECOM/MODULAR		PRODUCT DESCRIPTION CAT5e COIL CORD F/UTP HF ZHPUR 6x HT
THIRD-ANGLE PROJECTION 	SIZE A	CAGE CODE 43321	DWG. NO. TRD815SZ-CH-X	REV. A
SCALE: NONE		CAD FILE: TRD815SZ-CH-X.SLDDRW		SHEET 1 OF 1