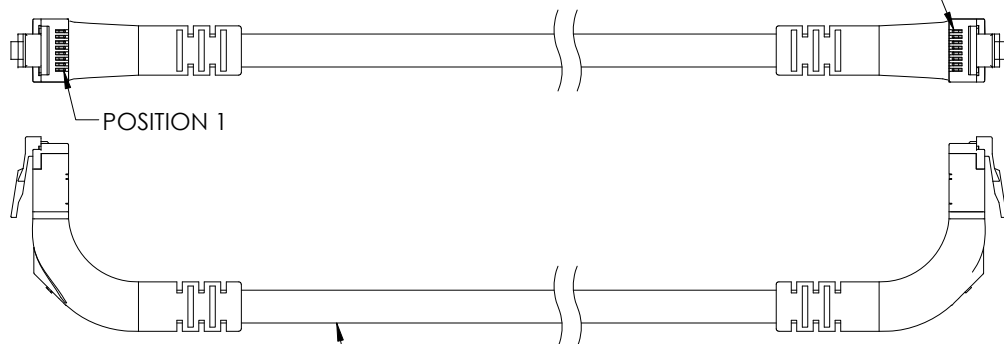
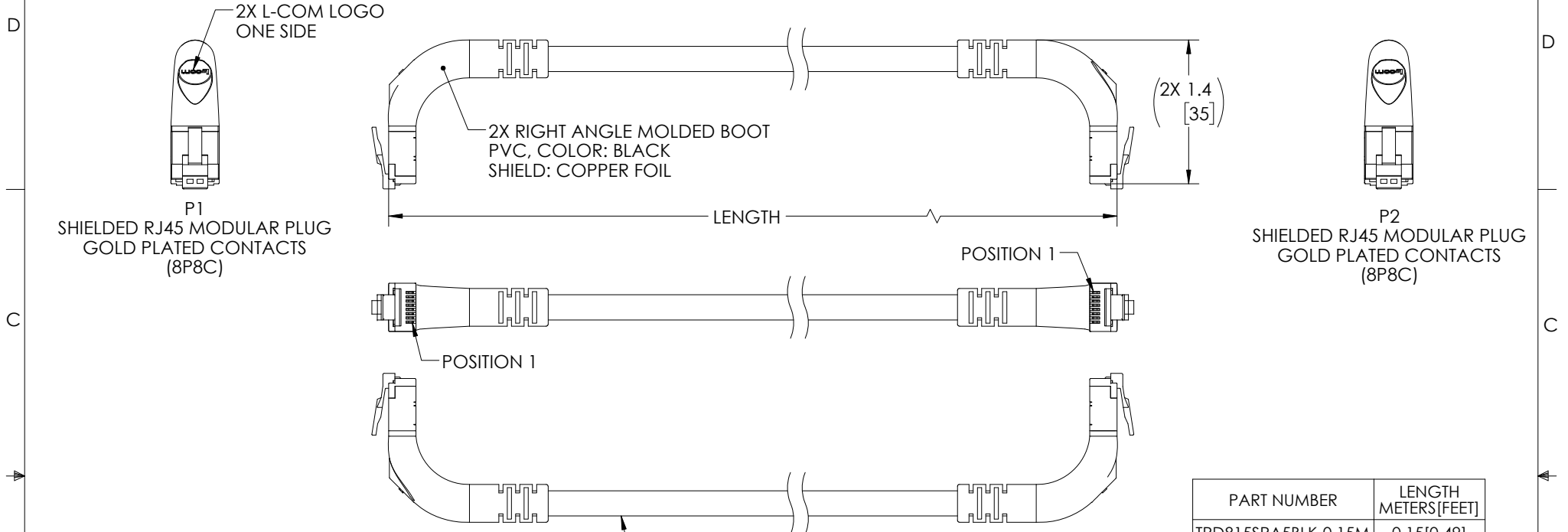
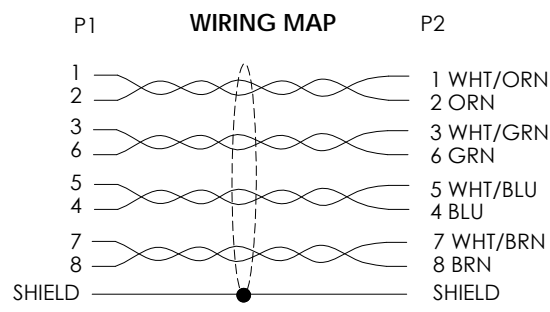


THE INFORMATION CONTAINED IN THIS DRAWING IS THE SOLE PROPERTY OF L-COM, INC. ANY REPRODUCTION IN PART OR WHOLE WITHOUT THE WRITTEN PERMISSION OF L-COM, INC. IS PROHIBITED.

REVISION					
ZONE	REV	DESCRIPTION	DATE	CHANGED BY	APPROVED
	A	CN INITIAL RELEASE	01/09/2024	BZHANG	WLI



PART NUMBER	LENGTH METERS [FEET]
TRD815SRA5BLK-0.15M	0.15[0.49]
TRD815SRA5BLK-0.5M	0.5[1.64]
TRD815SRA5BLK-0.7M	0.7[2.30]
TRD815SRA5BLK-1M	1.0[3.28]
TRD815SRA5BLK-1.5M	1.5[4.92]
TRD815SRA5BLK-2M	2.0[6.56]
TRD815SRA5BLK-2.5M	2.5[8.20]
TRD815SRA5BLK-3M	3.0[9.84]
TRD815SRA5BLK-5M	5.0[16.40]
TRD815SRA5BLK-7M	7.0[22.97]
TRD815SRA5BLK-10M	10.0[32.81]



- NOTES:**
1. PLUG CONFORMS TO TIA-1096
 2. OPERATING TEMPERATURE RANGE: -10°C TO +75°C
 3. CABLE ASSEMBLY SHALL BE TESTED FOR CONTINUITY.
 4. CABLE ASSEMBLY SHALL BE INDIVIDUALLY PACKAGED IN ACCORDANCE WITH L-COM SPECIFICATION PS-0031.

REGULATORY COMPLIANCE:
EU RoHS DIRECTIVE (MOST RECENT RELEASED VERSION)

UNLESS OTHERWISE SPECIFIED, DIMENSIONS ARE IN INCHES [mm] OVERALL CABLE LENGTH TOLERANCE: ≤12 [305] = +1 [25] / -0 >12 [305] ≤60 [1524] = +2 [51] / -0 >60 [1524] ≤120 [3048] = +4 [102] / -0 >120 [3048] ≤300 [7620] = +6 [152] / -0 >300 [7620] = +5% / -0 ALL OTHER DIMENSIONAL TOLERANCES: .X = ± .2 [5] FRACTIONS ± 1/32 .XX = ± .02 [.5] ANGLES ± 1° .XXX = ± .005 [.13]	APPROVALS DRAWN BY BZHANG CHECKED BY WLI APPROVED BY WLI	DATE 01/05/2024 01/05/2024 01/05/2024	50 High Street, West Mill, North Andover, MA 01845 USA. Phone: 1.800.341.5266 1.978.682.6936	
	CONFIGURATION DETAILS OF UNDIMENSIONED FEATURES MAY VARY COLOR VARIATIONS MAY OCCUR	CATEGORY TELECOM/MODULAR		PRODUCT DESCRIPTION C5E PVC FTP UP-UP BLK
THIRD-ANGLE PROJECTION 	SIZE A	CAGE CODE 43321	ITEM NO. TRD815SRA5BLK-xxM	REV. A
SCALE: NONE		CAD FILE: TRD815SRA5BLK-xxM.SLDDRW		SHEET 1 OF 1