

6

5

4

3

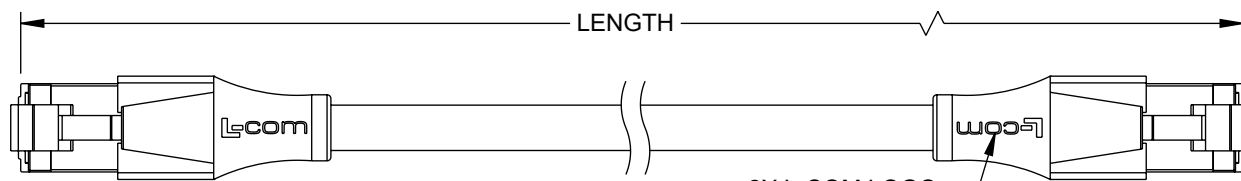
2

1

REVISION					
ZONE	REV	DESCRIPTION	DATE	CHANGED BY	APPROVED
	A	INITIAL RELEASE	12/06/2023	BZHANG	GUTTADAURO

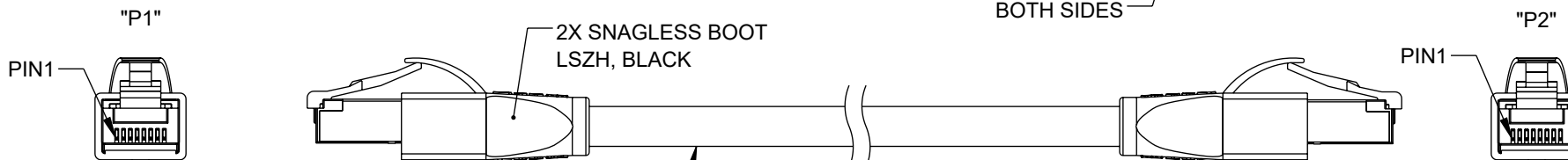
F

F



E

E

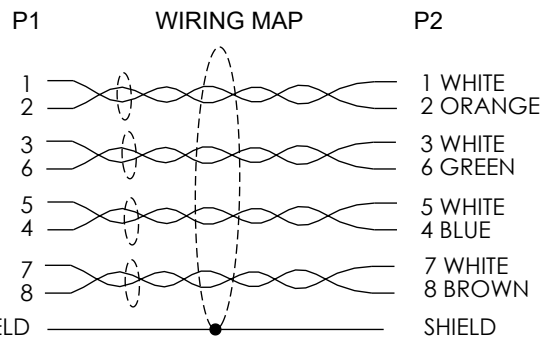


2X RJ45 SHIELDED PLUG
GOLD PLATED CONTACTS

CAT 7 SHIELDED MODULAR CABLE
FOUR TWISTED PAIR WITH ALUMINUM/ POLYESTER FOIL SHIELDING OF EACH PAIR
CONDUCTORS: 26 AWG STRANDED COPPER
OVERALL SHIELD: TINNED COPPER BRAID
JACKET: PVC, COLOR: GRAY, NOM. DIA. .236 [6.0]
(OPERATING TEMPERATURE: -10 °C TO +80°C; VOLTAGE RATING: 30V)

D

D



PART NUMBER	LENGTH METERS[FEET]
TRD795GRY-05M	0.5[1.64]
TRD795GRY-1M	1.0[3.28]
TRD795GRY-2M	2.0[6.56]
TRD795GRY-3M	3.0[9.84]
TRD795GRY-5M	5.0[16.41]
TRD795GRY-7.5M	7.5[24.61]
TRD795GRY-10M	10.0[32.81]
TRD795GRY-15M	15.0[49.21]

C

C

B

B

NOTES:

- 1.LENGTHS OVER 10 METERS (32.8 FT) ARE CHANNEL RATED.
- 2.PLUG CONFORMS TO TIA-1096.
- 3.CABLE ASSEMBLY TO BE TESTED FOR CONTINUITY.
- 4.CABLE ASSEMBLY TO BE INDIVIDUALLY PACKAGED IN ACCORDANCE WITH L-COM SPECIFICATION PS-0031.

A

A

THE INFORMATION CONTAINED IN THIS DRAWING IS THE SOLE PROPERTY OF INFINITE ELECTRONICS, INC. ANY REPRODUCTION IN PART OR WHOLE WITHOUT THE WRITTEN PERMISSION OF INFINITE ELECTRONICS, INC. IS PROHIBITED. THESE COMMODITIES, TECHNOLOGY OR SOFTWARE WERE EXPORTED FROM THE UNITED STATES IN ACCORDANCE WITH THE EXPORT ADMINISTRATION REGULATIONS. DIVERSION CONTRARY TO U.S. LAW PROHIBITED.

<p>UNLESS OTHERWISE SPECIFIED LEADING DIMENSIONS ARE INCHES DIMENSIONS IN [] ARE MILLIMETERS</p> <p>TOLERANCES:</p> <table border="0"> <tr> <td>.X = ±.2 [5]</td> <td>FRACTIONS</td> </tr> <tr> <td>.XX = ±.02 [0.5]</td> <td>± 1/32</td> </tr> <tr> <td>.XXX = ±.005 [0.13]</td> <td>ANGLES ± 1°</td> </tr> </table> <p>CABLE LENGTH TOLERANCES:</p> <table border="0"> <tr> <td>≤12 [305]</td> <td>= +1 [25] / -0</td> </tr> <tr> <td>>12 [305] ≤ 60 [1524]</td> <td>= +2 [51] / -0</td> </tr> <tr> <td>>60 [1524] ≤ 120 [3048]</td> <td>= +4 [102] / -0</td> </tr> <tr> <td>>120 [3048] ≤ 300 [7620]</td> <td>= +6 [152] / -0</td> </tr> <tr> <td>>300 [7620]</td> <td>= +5% / -0</td> </tr> </table> <p>ALL DIMENSIONS ARE FOR REFERENCE ONLY AND SUBJECT TO CHANGE WITHOUT NOTICE. UN-DIMENSIONED/NON-CRITICAL FEATURES MAY VARY IN SIZE AND LOCATION. COLORS MAY VARY.</p>	.X = ±.2 [5]	FRACTIONS	.XX = ±.02 [0.5]	± 1/32	.XXX = ±.005 [0.13]	ANGLES ± 1°	≤12 [305]	= +1 [25] / -0	>12 [305] ≤ 60 [1524]	= +2 [51] / -0	>60 [1524] ≤ 120 [3048]	= +4 [102] / -0	>120 [3048] ≤ 300 [7620]	= +6 [152] / -0	>300 [7620]	= +5% / -0	<p>L-com an INFINIT@ brand</p> <p>Website: www.L-com.com Phone: 1.800.341.5266 1.978.682.6936</p>		<p>INTERPRET ALL DIMENSIONS AND TOLERANCES PER ASME Y14.5</p> <table border="1"> <tr> <td>SCALE</td> <td>SHEET</td> </tr> <tr> <td>NONE</td> <td>1 OF 1</td> </tr> </table>		SCALE	SHEET	NONE	1 OF 1
	.X = ±.2 [5]	FRACTIONS																						
.XX = ±.02 [0.5]	± 1/32																							
.XXX = ±.005 [0.13]	ANGLES ± 1°																							
≤12 [305]	= +1 [25] / -0																							
>12 [305] ≤ 60 [1524]	= +2 [51] / -0																							
>60 [1524] ≤ 120 [3048]	= +4 [102] / -0																							
>120 [3048] ≤ 300 [7620]	= +6 [152] / -0																							
>300 [7620]	= +5% / -0																							
SCALE	SHEET																							
NONE	1 OF 1																							
<p>DESCRIPTION</p> <p>CA,CAT7 S/FTP RJ45 TO RJ45 PVC JKT,GRY</p>																								
SIZE	CAGE CODE	DRAWN BY	ITEM NO.	REV																				
A	43321	BZHANG	TRD795GRY	A																				

6

5

4

3

2

1