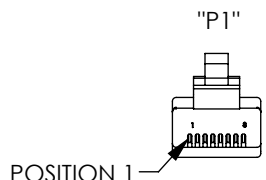
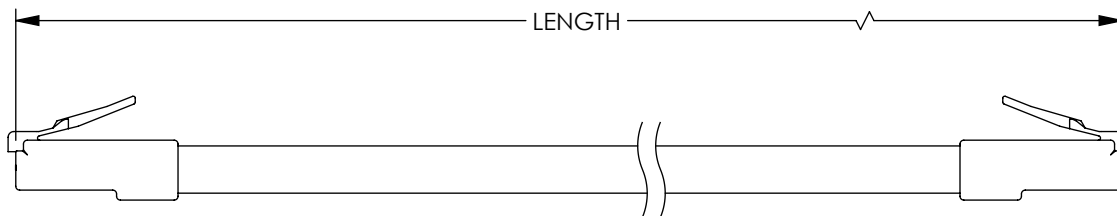


THE INFORMATION CONTAINED IN THIS DRAWING IS THE SOLE PROPERTY OF L-COM, INC. ANY REPRODUCTION IN PART OR WHOLE WITHOUT THE WRITTEN PERMISSION OF L-COM, INC. IS PROHIBITED.

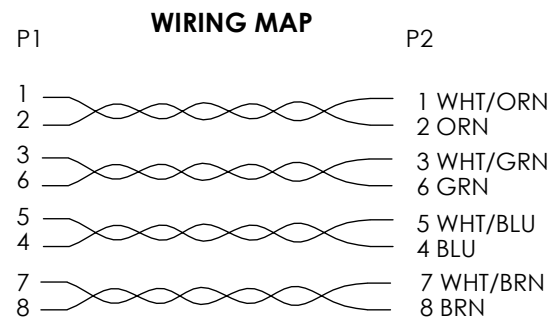
REVISIONS			
REV	DESCRIPTION	DATE	APPROVED
A	INITIAL RELEASE	10/17/2014	D.GRIFFIN
B	ECN 9633: ADDED LENGTHS 1, 3, 15, 75, 125, 150, 175, 200, 225, 250 FT	01/17/2019	DFRISIELLO



2X RJ45 PLUG  
UNSHIELDED (8P8C)



MODEL NUMBER	LENGTH	
	FEET	METERS
TRD695OD-1	1.0	.30
TRD695OD-3	3.0	.91
TRD695OD-5	5.0	1.52
TRD695OD-10	10.0	3.05
TRD695OD-15	15.0	4.57
TRD695OD-25	25.0	7.62
TRD695OD-50	50.0	15.24
TRD695OD-75	75.0	22.86
TRD695OD-100	100.0	30.48
TRD695OD-125	125.0	38.10
TRD695OD-150	150.0	45.72
TRD695OD-175	175.0	53.34
TRD695OD-200	200.0	60.96
TRD695OD-225	225.0	68.58
TRD695OD-250	250.0	76.20



**NOTES:**

**MATERIAL:**

PLUG HOUSING: POLYCARBONATE, CLEAR, UL94V-0  
CONTACTS: PHOSPHOR BRONZE  
CABLE JACKET: POLYETHYLENE, BLACK

**FINISH:**

CONTACTS: 50 μINCHES GOLD IN CONTACT AREA  
OVER 100 μINCHES NICKEL PLATE OVERALL.

**CABLE CHARACTERISTICS:**

CAT 6, GEL FILLED, AERIAL LASHED  
UNSHIELDED FOUR TWISTED PAIRS MODULAR CORD,  
24 AWG SOLID BARE COPPER CONDUCTORS  
UV RESISTANT JACKET  
MINIMUM BEND RADIUS: 2.75 in [70mm]

**MISCELLANEOUS:**

LENGTHS OVER 10 METERS (32.8 FT) ARE CHANNEL RATED.  
OPERATING TEMPERATURE RANGE: -40°C TO +60°C.  
CABLE ASSEMBLY TO BE TESTED FOR CONTINUITY.  
CABLE ASSEMBLY TO BE INDIVIDUALLY PACKAGED IN  
ACCORDANCE WITH L-COM SPECIFICATION PS-0031.

UNLESS OTHERWISE SPECIFIED, DIMENSIONS ARE IN INCHES [mm] OVERALL CABLE LENGTH TOLERANCE: ≤12 [305] = +1 [25] / -0 >12 [305] ≤60 [1524] = +2 [51] / -0 >60 [1524] ≤120 [3048] = +4 [102] / -0 >120 [3048] ≤300 [7620] = +6 [152] / -0 >300 [7620] = +5% / -0%	APPROVALS	DATE	50 HIGH STREET NORTH ANDOVER, MA 01845	
	DRAWN BY DFRISIELLO	10/14/2014		
ALL OTHER DIMENSIONAL TOLERANCES: .X = ± .2 [5.08] .XX = ± .02 [5.1] .XXX = ±.005 [1.3]	CHECKED BY DGUTTADAUR	10/16/2014	PRODUCT DESCRIPTION RJ45 C6 UTP 24SLD PE BLK	
PROJECTION 	APPROVED BY MMARTINEZ	10/16/2014	CONFIGURATION DETAILS OF UNDIMENSIONED FEATURES MAY VARY	SCALE: NONE
COLOR VARIATIONS MAY OCCUR	SIZE <b>A</b>	FSCM NO. <b>43321</b>	DWG. NO. TRD695OD	REV. <b>B</b>
CAD FILE: TRD695OD.SLDDRW			SHEET 1 OF 1	