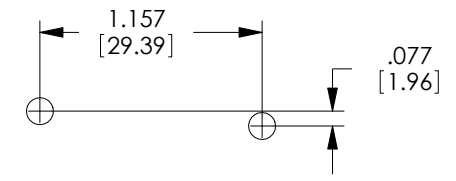

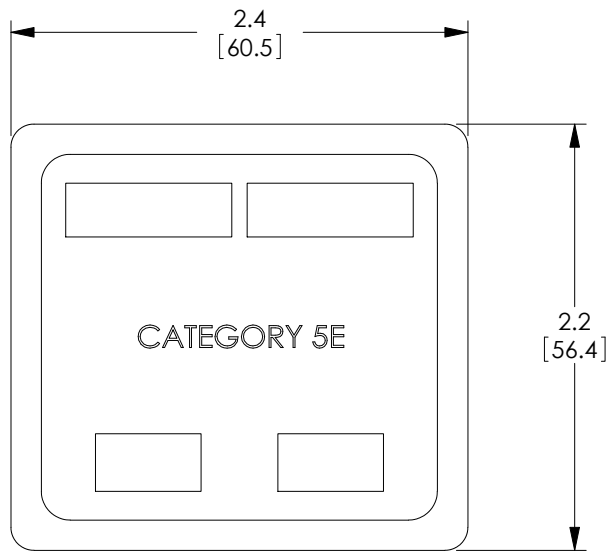
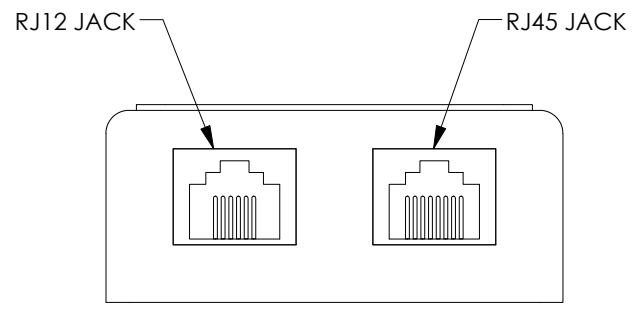


THE INFORMATION CONTAINED IN THIS DRAWING IS THE SOLE PROPERTY OF L-COM, INC. ANY REPRODUCTION IN PART OR WHOLE WITHOUT THE WRITTEN PERMISSION OF L-COM, INC. IS PROHIBITED.

REVISIONS			
REV	DESCRIPTION	DATE	APPROVED
A	INITIAL RELEASE	1/11/12	D.FRISIELLO



RECOMMENDED MOUNTING PATTERN



**KIT INCLUDES:**

- 1 TIE-WRAP 3,5" LG
- 1 DOUBLE SIDED SELF-ADHESIVE PAD
- 2 MOUNTING WOOD SCREWS
- 4 RED MARKER TABS
- 4 BLUE MARKER TABS
- 2 WRITE-ON TABS
- 4 PUNCH DOWN COVERS

**RoHS Compliant** ✓

**NOTES:**

1. BASE AND COVER ARE HIGH IMPACT THERMOPLASTIC, COLOR: IVORY.
2. CABLE ENTRIES PERMIT TRI-DIRECTIONAL ENTRY POINTS.
3. COVER SNAPS ON.
4. BOTH EIA568A AND B WIRING CODES ARE LISTED ON RJ45 JACKS INSIDE.
5. JACK CONTACTS HAVE 50μ GOLD PLATING.
6. ADAPTOR IS U.L. LISTED AND C.S.A. CERTIFIED.
7. ALL DIMENSIONS ARE FOR REFERENCE ONLY.
8. COMPONENT SHALL BE INDIVIDUALLY PACKAGED IN ACCORDANCE WITH L-COM SPECIFICATION PS-0031.

UNLESS OTHERWISE SPECIFIED, DIMENSIONS ARE IN INCHES [mm] OVERALL CABLE LENGTH TOLERANCE: ≤12 [305] = +1 [25] / -0 >12 [305] ≤60 [1524] = +2 [51] / -0 >60 [1524] ≤120 [3048] = +4 [102] / -0 >120 [3048] ≤300 [7620] = +6 [152] / -0 >300 [7620] = +3% / -0%	APPROVALS	DATE		45 BEECHWOOD DRIVE NORTH ANDOVER, MA 01845	
	DRAWN BY D.FRISIELLO	1/11/12			
ALL OTHER DIMENSIONAL TOLERANCES: .X = ±.2 .XX = ±.02 .XXX = ±.005	CHECKED BY D.GALLAGHER	1/11/12	CATEGORY <b>TELECOM/MODULAR</b>		
	APPROVED BY D.GALLAGHER	1/11/12	PRODUCT DESCRIPTION <b>SRFCE MNT BX 2 PRT RJ45/RJ12-I</b>		
PROJECTION 	COLOR VARIATIONS MAY OCCUR	SIZE <b>A</b>	FSCM NO. <b>43321</b>	DWG. NO. <b>SMB4512-I</b>	REV. <b>A</b>
		SCALE: NONE	CAD FILE: SMB4512-I.SLDDRW		SHEET 1 OF 1