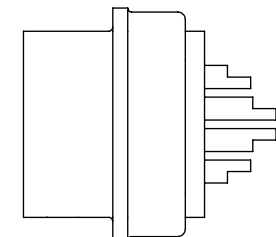
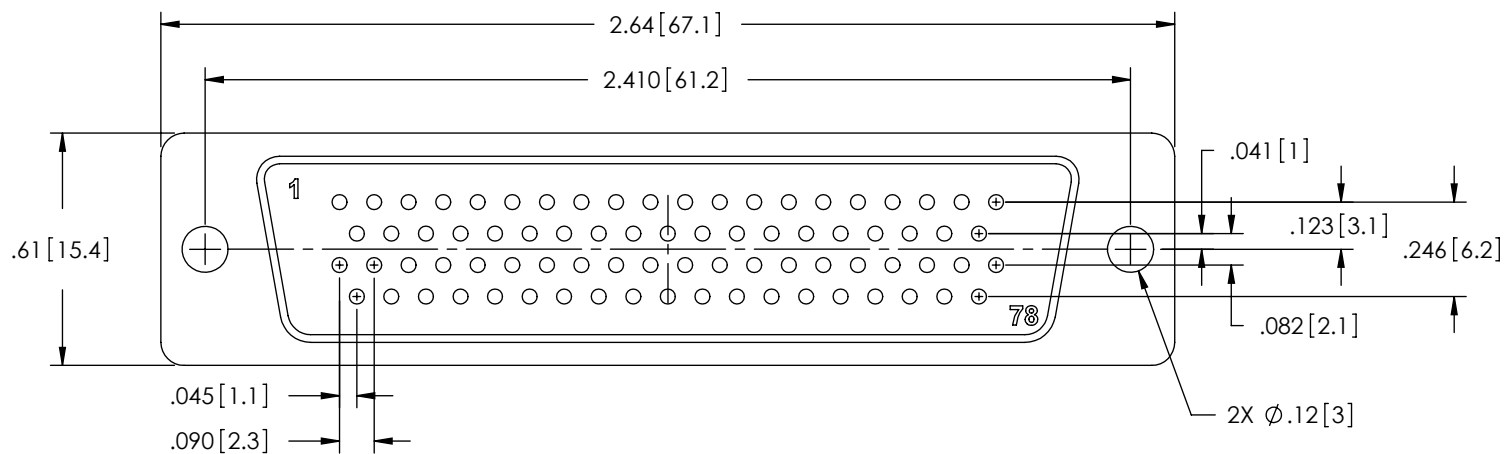
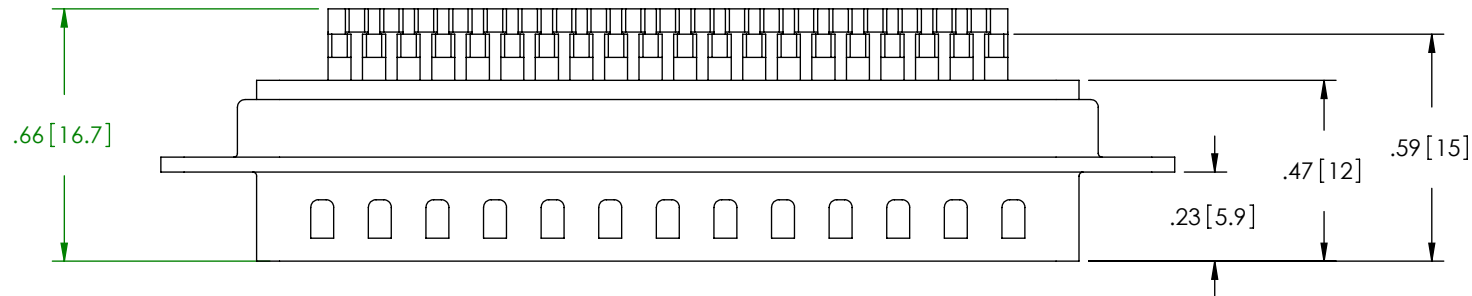


THE INFORMATION CONTAINED IN THIS DRAWING IS THE SOLE PROPERTY OF L-COM, INC. ANY REPRODUCTION IN PART OR WHOLE WITHOUT THE WRITTEN PERMISSION OF L-COM, INC. IS PROHIBITED.

RoHS Compliant ✓

REVISIONS			
REV	DESCRIPTION	DATE	APPROVED
D	ECN99999:REMOVED PACKAGE IN POLYBAG NOTE	11/10/08	D.GRIFFIN



NOTES:

MATERIAL:
 CONNECTOR SHELL: STEEL
 CONTACTS: BRASS
 CONNECTOR INSULATOR: THERMOPLASTIC, UL94V-0 RATED

FINISH:
 CONTACTS: GOLD FLASH IN CONTACT AREA OVER NICKEL
 FRONT SHELL: NICKEL PLATED OVER COPPER
 REAR SHELL: TIN PLATED OVER COPPER
 SOLDER CUPS: TIN PLATED OVER NICKEL

ELECTRICAL:
 CURRENT RATING: 1 AMP MAX
 DIELECTRIC WITHSTANDING: 500 Vac FOR 1 MINUTE
 INSULATION RESISTANCE: 1000 MΩ MIN @500 VDC
 CONTACT RESISTANCE: 30 mΩ MAX

MISCELLANEOUS:
 OPERATING TEMPERATURE RANGE: -55°C TO +105°C

CATALOG #	PACKAGING
SDH78P	1/BAG
SDH78P-TRAY	40/TRAY

UNLESS OTHERWISE SPECIFIED, DIMENSIONS ARE IN INCHES [mm]	APPROVALS	DATE		45 BEECHWOOD DRIVE NORTH ANDOVER, MA 01845
	DRAWN BY B.MAZEJKA	11/10/2003		
OVERALL CABLE LENGTH TOLERANCE: ≤12 [305] = +1 [25] / -0 >12 [305] ≤60 [1524] = +2 [51] / -0 >60 [1524] ≤120 [3048] = +4 [102] / -0 >120 [3048] ≤300 [7620] = +6 [152] / -0 >300 [7620] = +5% / -0%	CHECKED BY C.McCORMICK	12/08/2003	CATEGORY DSUB	
	ALL OTHER DIMENSIONAL TOLERANCES: .X = .3 .XX = .15	APPROVED BY D.PARHAM	12/08/2003	PRODUCT DESCRIPTION HDB78M SOLDER CUP CONNECTOR
PROJECTION			SIZE A FSCM NO. 43321 DWG. NO. SDH78P REV. D	
	COLOR VARIATIONS MAY OCCUR	REF	SCALE: NONE	CAD FILE: SDH78P.SLDDRW
				SHEET 1 OF 1