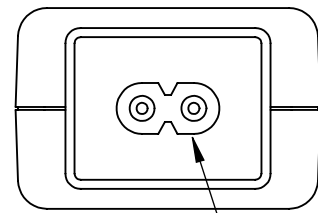
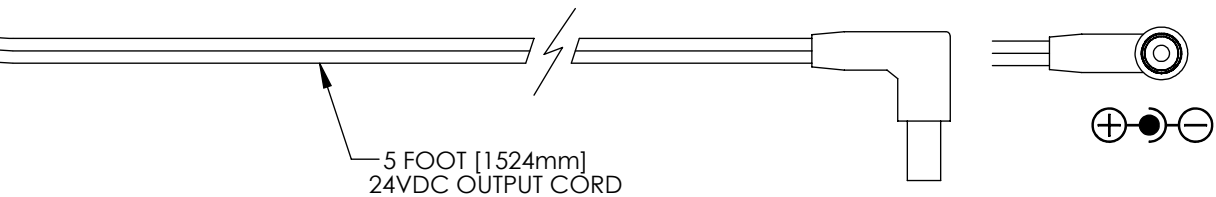
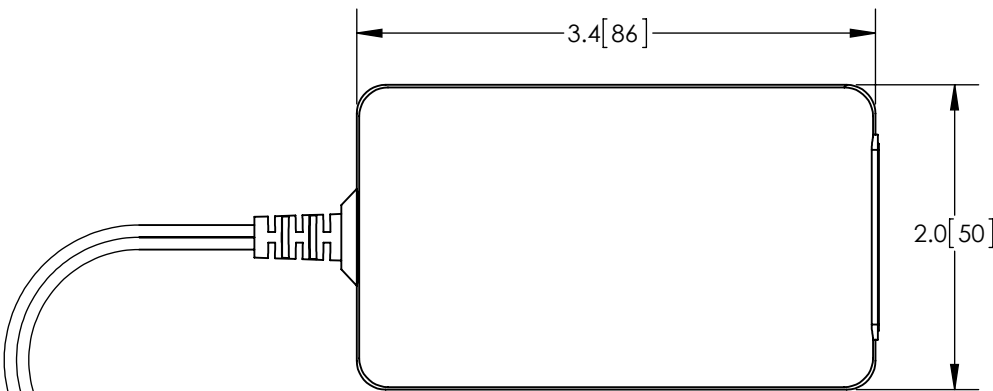


THE INFORMATION CONTAINED IN THIS DRAWING IS THE SOLE PROPERTY OF L-COM, INC. ANY REPRODUCTION IN PART OR WHOLE WITHOUT THE WRITTEN PERMISSION OF L-COM, INC. IS PROHIBITED.

REVISIONS			
REV	DESCRIPTION	DATE	APPROVED
A	INITIAL RELEASE	8/14/12	D.GRIFFIN



NOTES:
 SPECIFICATIONS:
 SWITCHING POWER SUPPLY
 24VDC @ 24W, 1A
 110/220VAC
 2.5mm RT ANGLE DC PLUG
 CENTER POSITIVE W/ 5 FOOT LEAD

MISCELLANEOUS:
 ALL PARTS SHALL BE PACKAGED AS PER
 L-COM SPEC PKG-00012

- ALL DIMENSIONS FOR REFERENCE ONLY -

RoHS Compliant ✓

UNLESS OTHERWISE SPECIFIED, DIMENSIONS ARE IN INCHES [mm] DIMENSIONAL TOLERANCES: .X = ±.1 .XX = ±.01 .XXX = ±.005 ANGULAR TOLERANCES: ALL = ± 1°	APPROVALS	DATE		45 BEECHWOOD DRIVE NORTH ANDOVER, MA 01845
	DRAWN BY B.PUCHASKI	08/13/12		
PROJECTION 	CHECKED BY M.MARTINEZ	08/13/12	CATEGORY POWER SUPPLY	
	APPROVED BY M.MARTINEZ	08/13/12	PRODUCT DESCRIPTION PS, SWITCHIN 24VDC @ 24W 1A W/ 2.5mm RT ANGLE DC PLUG	
COLOR VARIATIONS MAY OCCUR	SIZE A	FSCM NO. 43321	DWG. NO. PS2424-25R	REV. A
SCALE: NONE		CAD FILE: PS2424-25R.SLDDRW		SHEET 1 OF 1