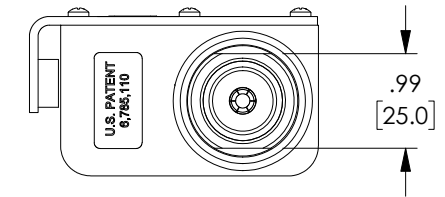
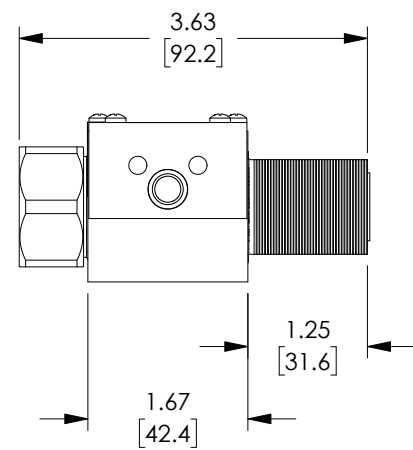
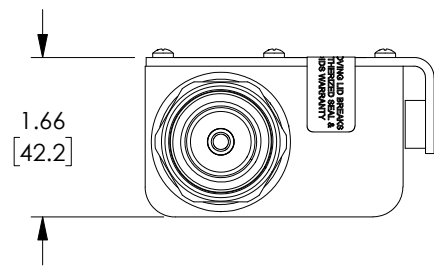
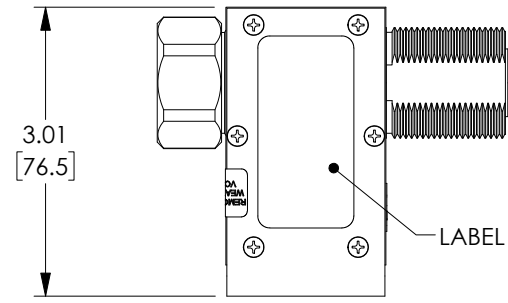


THE INFORMATION CONTAINED IN THIS DRAWING IS THE SOLE PROPERTY OF L-COM, INC. ANY REPRODUCTION IN PART OR WHOLE WITHOUT THE WRITTEN PERMISSION OF L-COM, INC. IS PROHIBITED.

REVISIONS			
REV	DESCRIPTION	DATE	APPROVED
A	INITIAL RELEASE	3/8/18	D.FRISIELLO



NOTES:

1. HARDWARE INCLUDED.
2. COMPONENT SHALL BE INDIVIDUALLY PACKAGED IN ACCORDANCE WITH L-COM SPECIFICATION PS-0031.

REGULATORY COMPLIANCE:
CE2011/65/EU (RoHS DIRECTIVE)

UNLESS OTHERWISE SPECIFIED, DIMENSIONS ARE IN INCHES [mm] OVERALL CABLE LENGTH TOLERANCE: ≤12 [305] = +1 [25] / -0 >12 [305] ≤60 [1524] = +2 [51] / -0 >60 [1524] ≤120 [3048] = +4 [102] / -0 >120 [3048] ≤300 [7620] = +6 [152] / -0 >300 [7620] = +5% / -0% ALL OTHER DIMENSIONAL TOLERANCES: .X = ±.2 [5.08] .XX = ±.02 [51] .XXX = ±.005 [1.27]	APPROVALS D.FRISIELLO M.MARTINEZ M.MARTINEZ	DATE 3/8/18 3/8/18 3/8/18	50 HIGH STREET NORTH ANDOVER, MA 01845		
	CONFIGURATION DETAILS OF UNDIMENSIONED FEATURES MAY VARY	CATEGORY RF LIGHTNING PROTECTORS		PRODUCT DESCRIPTION 100-512MHz COMB 750W FEM DIN MALE DIN PRESSFIT	
PROJECTION 	COLOR VARIATIONS MAY OCCUR	SIZE A	FSCM NO. 43321	DWG. NO. LCSP1034	REV. A
SCALE: NONE		CAD FILE: LCSP1034.SLDDRW		SHEET 1 OF 1	