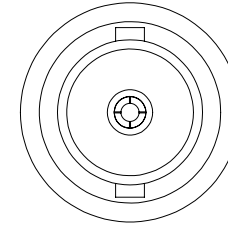
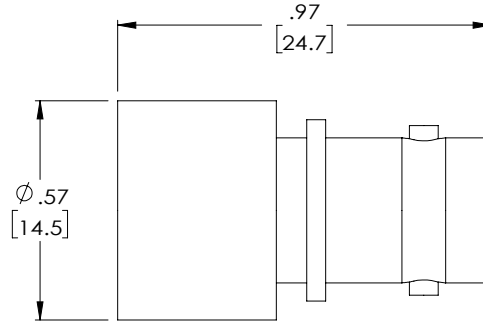
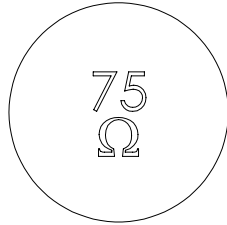


THE INFORMATION CONTAINED IN THIS DRAWING IS THE SOLE PROPERTY OF L-COM, INC. ANY REPRODUCTION IN PART OR WHOLE WITHOUT THE WRITTEN PERMISSION OF L-COM, INC. IS PROHIBITED.

REVISION					
ZONE	REV	DESCRIPTION	DATE	CHANGED BY	APPROVED
	A	INITIAL RELEASE	06/28/2024	SLI	WLI



BNC JACK

**NOTES:**

**MATERIALS:**

SHELL: BRASS  
CONTACTS: BRASS  
INSULATOR: PTFE

**FINISH:**

SHELL: NICKEL  
CONTACT: GOLD

**ELECTRICAL:**

CHARACTERISTIC IMPEDANCE: 75 OHM

**APPLICATION NOTES:**


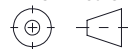
RESISTOR; 1/4 WATT METAL FILM TYPE

**PACKAGING:**

TERMINATOR SHALL BE INDIVIDUALLY PACKAGED IN ACCORDANCE WITH L-COM SPECIFICATION PS-0031.

**REGULATORY COMPLIANCE:**

EU RoHS DIRECTIVE (MOST RECENT RELEASED VERSION)

UNLESS OTHERWISE SPECIFIED, DIMENSIONS ARE IN INCHES [mm]  OVERALL CABLE LENGTH TOLERANCE: ≤12 [305] = +1 [25] / -0 >12 [305] ≤60 [1524] = +2 [51] / -0 >60 [1524] ≤120 [3048] = +4 [102] / -0 >120 [3048] ≤300 [7620] = +6 [152] / -0 >300 [7620] = +5% / -0  ALL OTHER DIMENSIONAL TOLERANCES: .X = ± .2 [5]   FRACTIONS ± 1/32 .XX = ± .02 [.5]   ANGLES ± 1° .XXX = ± .005 [.13]	APPROVALS	DATE	 50 High Street, West Mill, North Andover, MA 01845 USA. Phone: 1.800.341.5266 1.978.682.6936
	DRAWN BY SLI  CHECKED BY WLI  APPROVED BY WLI	06/28/2024  06/28/2024  06/28/2024	
THIRD-ANGLE PROJECTION 	CONFIGURATION DETAILS OF UNDIMENSIONED FEATURES MAY VARY	PRODUCT DESCRIPTION  75 OHM BNC FEMALE TERMINATOR	SIZE <b>A</b>
COLOR VARIATIONS MAY OCCUR	CAGE CODE <b>43321</b>	ITEM NO. <b>LCC405004</b>	REV. <b>A</b>
REF	SCALE: NONE	CAD FILE: LCC405004.SLDDRW	SHEET 1 OF 1