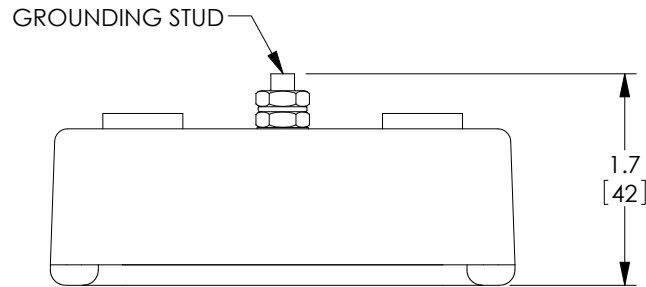
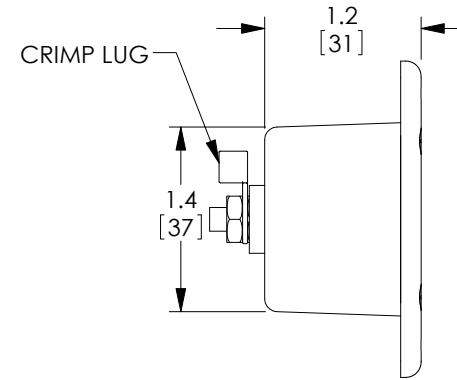
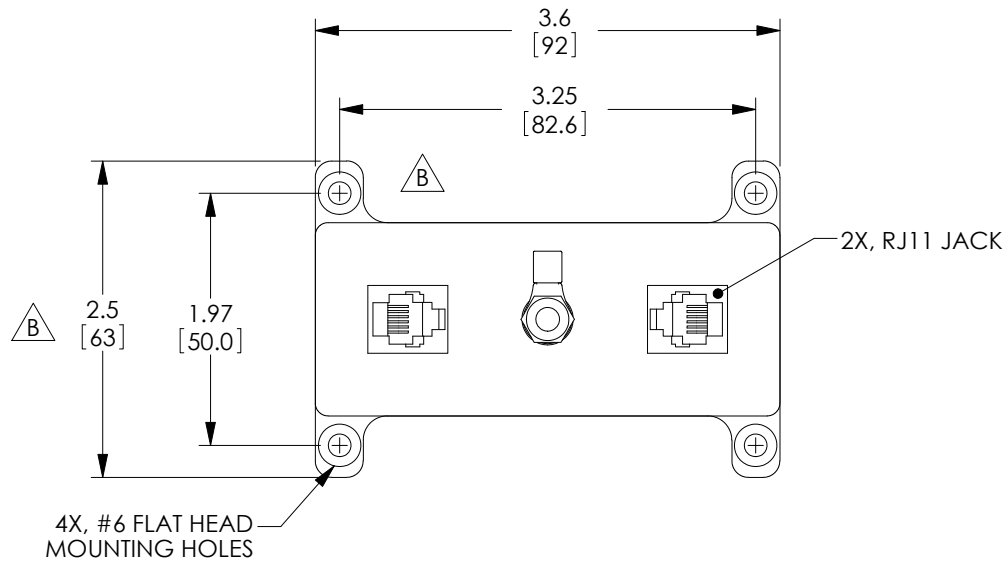


THE INFORMATION CONTAINED IN THIS DRAWING IS THE SOLE PROPERTY OF L-COM, INC. ANY REPRODUCTION IN PART OR WHOLE WITHOUT THE WRITTEN PERMISSION OF L-COM, INC. IS PROHIBITED.

REVISIONS			
REV	DESCRIPTION	DATE	APPROVED
A	INITIAL RELEASE	3/27/12	D.GRIFFIN
B	ECN 8562: ADJUSTED HOLE PATTERN, DIM 2.3 TO 2.5, REVISED FORMAT	11/16/16	D.FRISIELLO


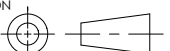


NOTES:

COMPONENT ASSEMBLY SHALL BE INDIVIDUALLY PACKAGED IN ACCORDANCE WITH L-COM SPECIFICATION PKG-00012.

- ALL DIMENSIONS ARE FOR REFERENCE ONLY -

REGULATORY COMPLIANCE:
CE2011/65/EU(RoHS DIRECTIVE)

UNLESS OTHERWISE SPECIFIED, DIMENSIONS ARE IN INCHES [mm] OVERALL CABLE LENGTH TOLERANCE: ≤12 [305] = +1 [25] / -0 >12 [305] ≤60 [1524] = +2 [51] / -0 >60 [1524] ≤120 [3048] = +4 [102] / -0 >120 [3048] ≤300 [7620] = +6 [152] / -0 >300 [7620] = +5% / -0%	APPROVALS	DATE	 50 HIGH STREET NORTH ANDOVER, MA 01845	
	DRAWN BY B.PUCHASKI	03/26/12		
ALL OTHER DIMENSIONAL TOLERANCES: .X = ± .2 [5.08] .XX = ± .02 [1.51] .XXX = ± .005 [1.13]	CHECKED BY K.BURGNER	03/26/12	PRODUCT DESCRIPTION DUAL LINE TEL/DSL PROTECTOR	
	APPROVED BY K.BURGNER	03/26/12		
PROJECTION 	COLOR VARIATIONS MAY OCCUR		SCALE: NONE	CAD FILE: HGLN-D2T.SLDDRW
			SHEET 1 OF 1	