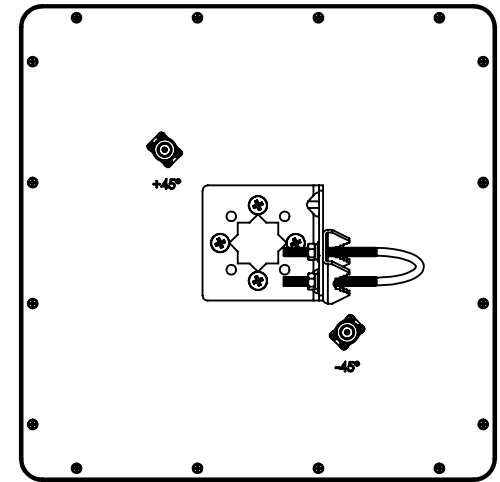
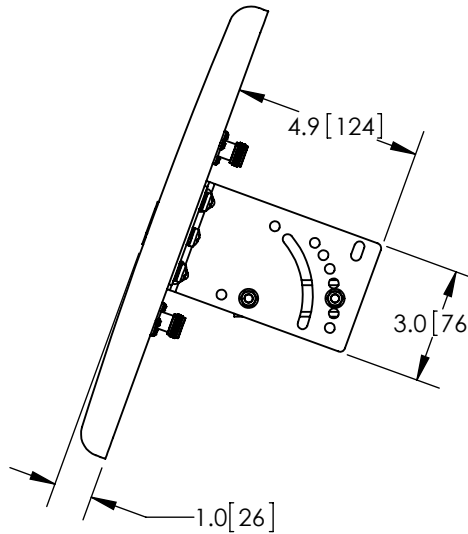
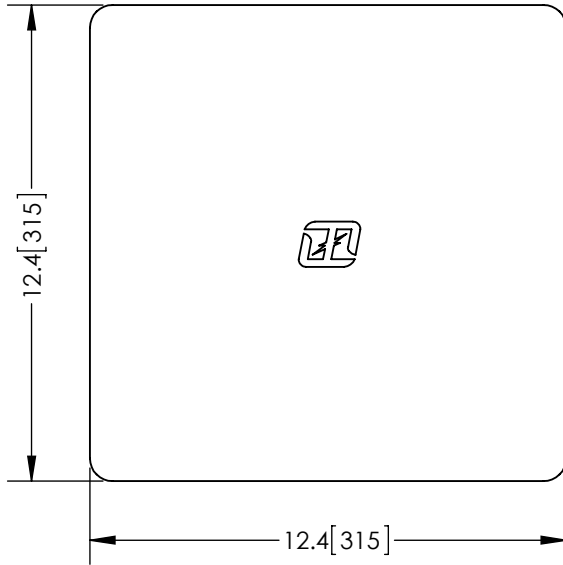
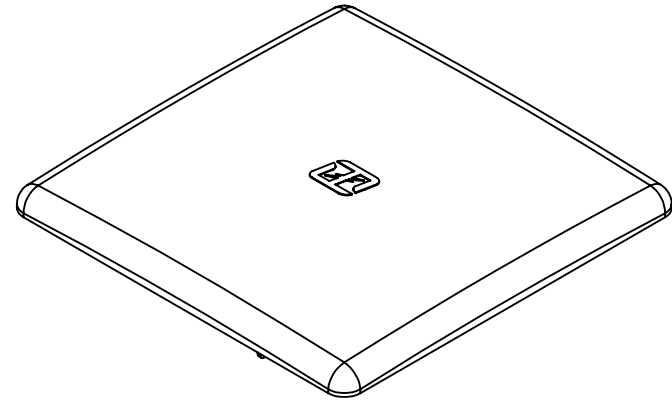
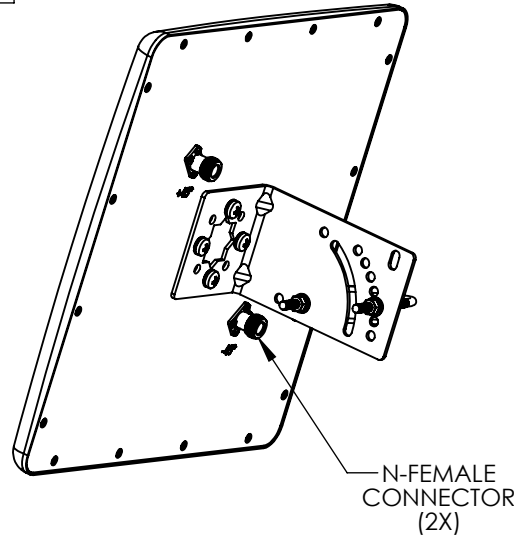


THE INFORMATION CONTAINED IN THIS DRAWING IS THE SOLE PROPERTY OF L-COM, INC. ANY REPRODUCTION IN PART OR WHOLE WITHOUT THE WRITTEN PERMISSION OF L-COM, INC. IS PROHIBITED.

REVISIONS			
REV	DESCRIPTION	DATE	APPROVED
A	INITIAL RELEASE	4/7/14	D.GRIFFIN



NOTES:
PACKAGING:
 COMPONENT SHALL BE PACKAGED IN ACCORDANCE WITH L-COM SPEC PKG-00012

-ALL DIMENSIONS FOR REFERENCE-

REGULATORY COMPLIANCE:
 CE2011/65/EU (ROHS DIRECTIVE)

UNLESS OTHERWISE SPECIFIED, DIMENSIONS ARE IN INCHES [mm] DIMENSIONAL TOLERANCES: .X = ±.1 [2.54] .XX = ±.01 [25] .XXX = ±.005 [13] ANGULAR TOLERANCES: ALL = ± 1° PROJECTION	APPROVALS DRAWN BY B.PUCHASKI CHECKED BY P.PESA APPROVED BY P.PESA	DATE 04/07/14 04/07/14 04/07/14	45 BEECHWOOD DRIVE NORTH ANDOVER, MA 01845			
	CATEGORY ANTENNA			PRODUCT DESCRIPTION 2.4/5GHZ 12/15dbi CROSS POLARITY FLAT PANEL ANTENNA W/ N-FEMALE CONNECTORS		
	CONFIGURATION DETAILS OF UNDIMENSIONED FEATURES MAY VARY COLOR VARIATIONS MAY OCCUR		SIZE A		FSCM NO. 43321	DWG. NO. HG2458-15XP
	SCALE: NONE		CAD FILE: HG2458-15XP.SLDDRW		SHEET 1 OF 1	