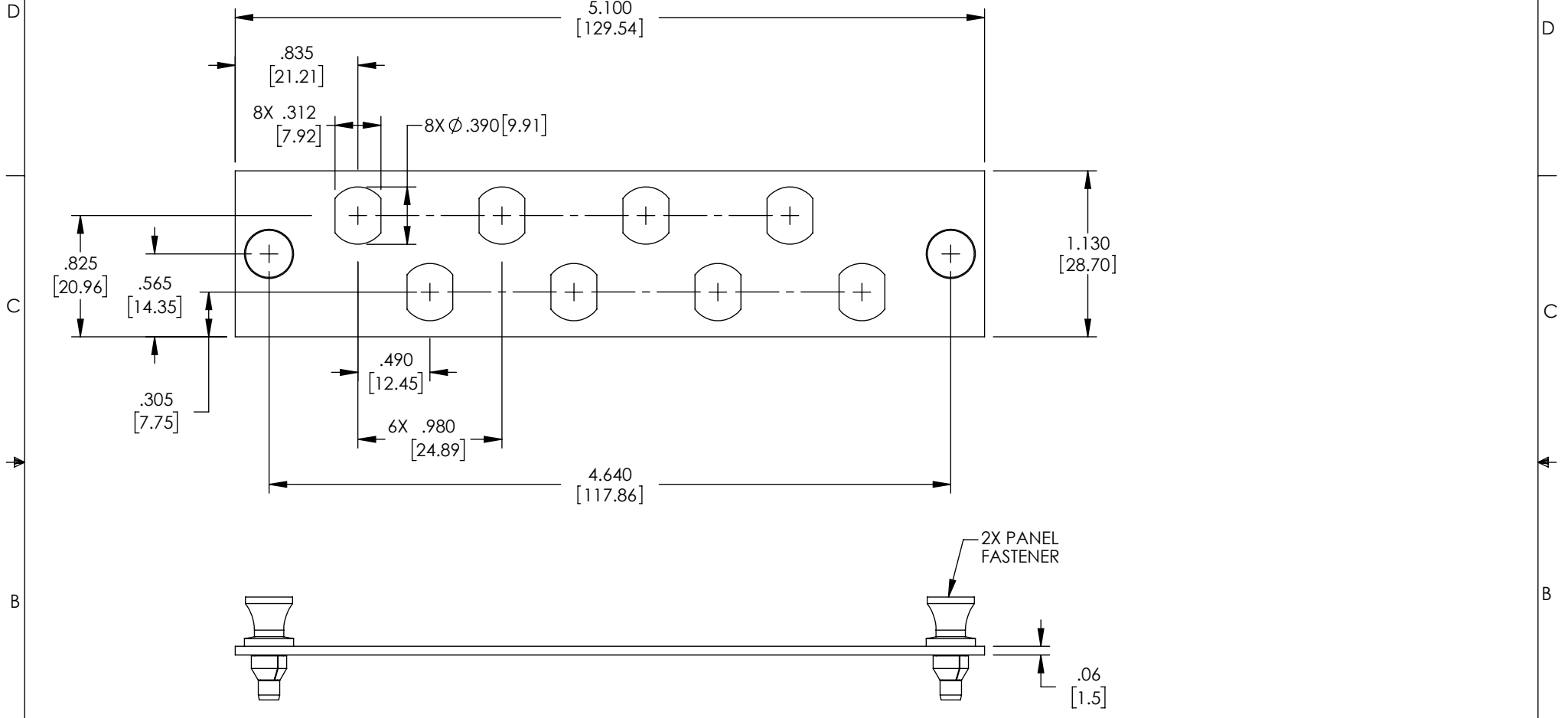



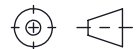
THE INFORMATION CONTAINED IN THIS DRAWING IS THE SOLE PROPERTY OF L-COM, INC. ANY REPRODUCTION IN PART OR WHOLE WITHOUT THE WRITTEN PERMISSION OF L-COM, INC. IS PROHIBITED.

REVISIONS			
REV	DESCRIPTION	DATE	APPROVED
A	INITIAL RELEASE	11/23/2020	PHOSPODAR



NOTES:

1. FINISH: BLACK POWDER COAT.
2. RECOMMENDED MOUNTING HOLE FOR MATING FASTENER:  $\varnothing.252 \pm .002 / .000$ .
3. ASSEMBLY SHALL BE INDIVIDUALLY PACKAGED IN ACCORDANCE WITH L-COM SPECIFICATION PS-0031.
4. ALL DIMENSIONS FOR REFERENCE ONLY.

UNLESS OTHERWISE SPECIFIED, DIMENSIONS ARE IN INCHES [mm] OVERALL CABLE LENGTH TOLERANCE: $\leq 12$ [305] = +1 [25] / -0 $> 12$ [305] $\leq 60$ [1524] = +2 [51] / -0 $> 60$ [1524] $\leq 120$ [3048] = +4 [102] / -0 $> 120$ [3048] $\leq 300$ [7620] = +6 [152] / -0 $> 300$ [7620] = +5% / -0 ALL OTHER DIMENSIONAL TOLERANCES: .X = $\pm .2$ [5]   FRACTIONS $\pm 1/32$ .XX = $\pm .02$ [.5]   ANGLES $\pm 1^\circ$ .XXX = $\pm .005$ [.13]	APPROVALS DRAWN BY: DZINN CHECKED BY: DFRISIELLO APPROVED BY: PHOSPODAR	DATE 11/23/2020 11/23/2020 11/23/2020	 50 High Street, West Mill, North Andover, MA 01845 USA. Phone: 1.800.341.5266 1.978.682.6936	
	THIRD-ANGLE PROJECTION 	CONFIGURATION DETAILS OF UNDIMENSIONED FEATURES MAY VARY COLOR VARIATIONS MAY OCCUR		CATEGORY <b>FIBER OPTIC SUB PANELS</b>
SIZE <b>A</b>		CAGE CODE <b>43321</b>	ITEM NO. <b>FSP-ST8-0-BNK</b>	REV. <b>A</b>
SCALE: NONE		CAD FILE: FSP-ST8-0-BNK.SLDDRW		SHEET 1 OF 1