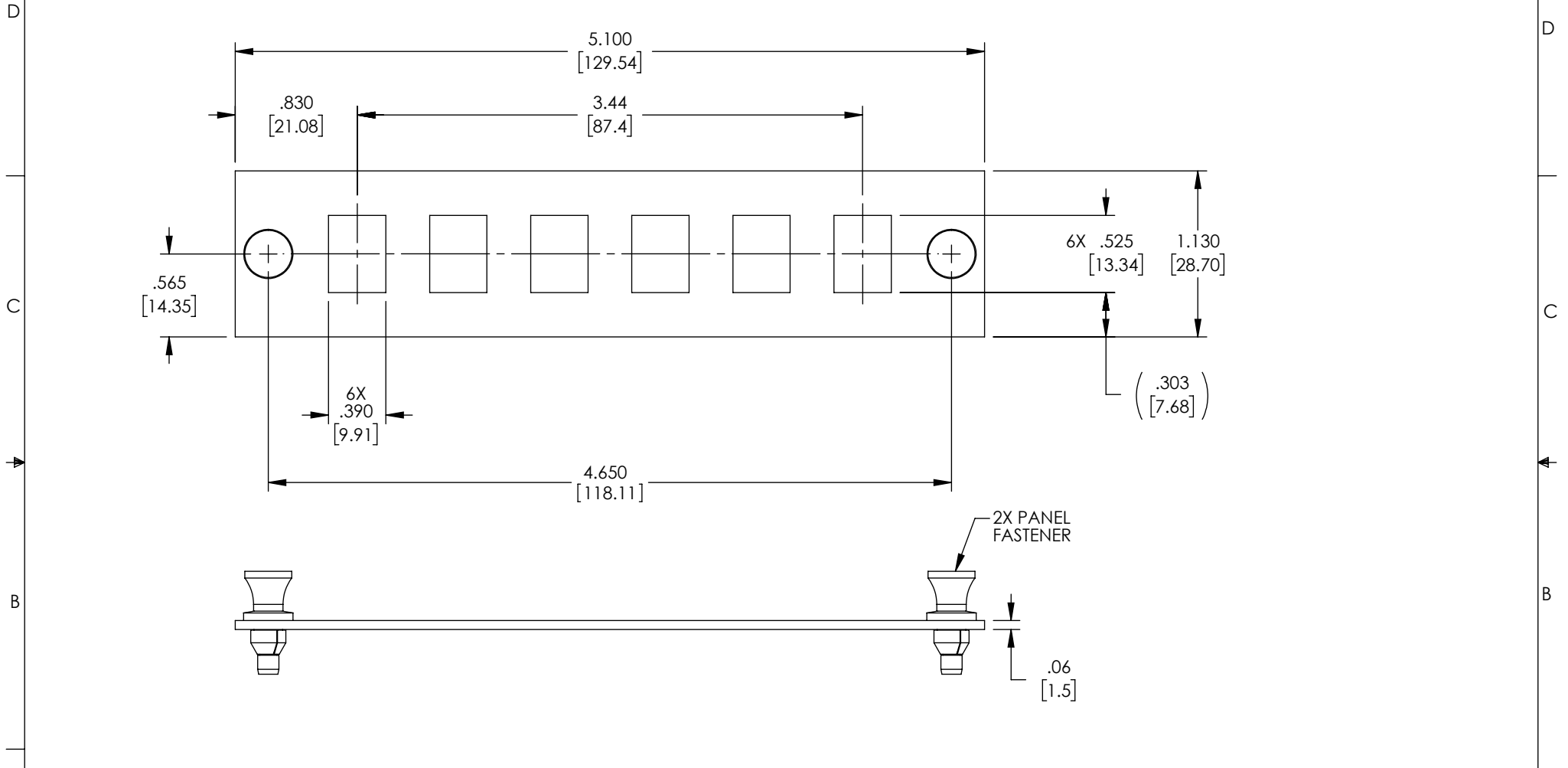



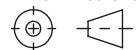
THE INFORMATION CONTAINED IN THIS DRAWING IS THE SOLE PROPERTY OF L-COM, INC. ANY REPRODUCTION IN PART OR WHOLE WITHOUT THE WRITTEN PERMISSION OF L-COM, INC. IS PROHIBITED.

REVISIONS			
REV	DESCRIPTION	DATE	APPROVED
A	INITIAL RELEASE	11/23/2020	PHOSPODAR



NOTES:

1. FINISH: BLACK POWDER COAT.
2. RECOMMENDED MOUNTING HOLE FOR MATING FASTENER: $\varnothing.252 +.002/.000$.
3. ASSEMBLY SHALL BE INDIVIDUALLY PACKAGED IN ACCORDANCE WITH L-COM SPECIFICATION PS-0031.
4. ALL DIMENSIONS FOR REFERENCE ONLY.

UNLESS OTHERWISE SPECIFIED, DIMENSIONS ARE IN INCHES [mm] OVERALL CABLE LENGTH TOLERANCE: ≤ 12 [305] = +1 [25] / -0 > 12 [305] ≤ 60 [1524] = +2 [51] / -0 > 60 [1524] ≤ 120 [3048] = +4 [102] / -0 > 120 [3048] ≤ 300 [7620] = +6 [152] / -0 > 300 [7620] = +5% / -0 ALL OTHER DIMENSIONAL TOLERANCES: .X = $\pm .2$ [5] FRACTIONS $\pm 1/32$.XX = $\pm .02$ [.5] ANGLES $\pm 1^\circ$.XXX = $\pm .005$ [.13]	APPROVALS DRAWN BY: DZINN CHECKED BY: DFRISIELLO APPROVED BY: PHOSPODAR	DATE 11/23/2020 11/23/2020 11/23/2020	 50 High Street, West Mill, North Andover, MA 01845 USA. Phone: 1.800.341.5266 1.978.682.6936	
	THIRD-ANGLE PROJECTION 	CONFIGURATION DETAILS OF UNDIMENSIONED FEATURES MAY VARY COLOR VARIATIONS MAY OCCUR		CATEGORY FIBER OPTIC SUB PANELS
SIZE A		CAGE CODE 43321	ITEM NO. FSP-SC6-0-BNK	REV. A
SCALE: NONE		CAD FILE: FSP-SC6-0-BNK.SLDDRW		SHEET 1 OF 1