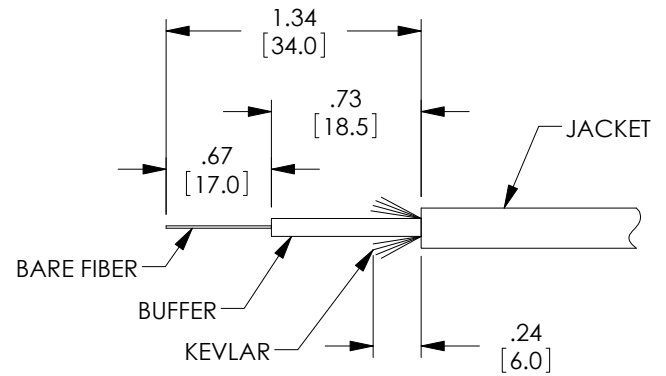
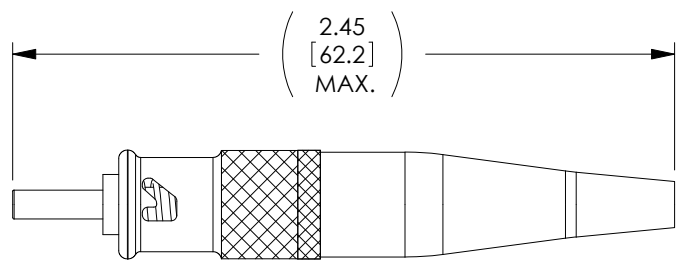
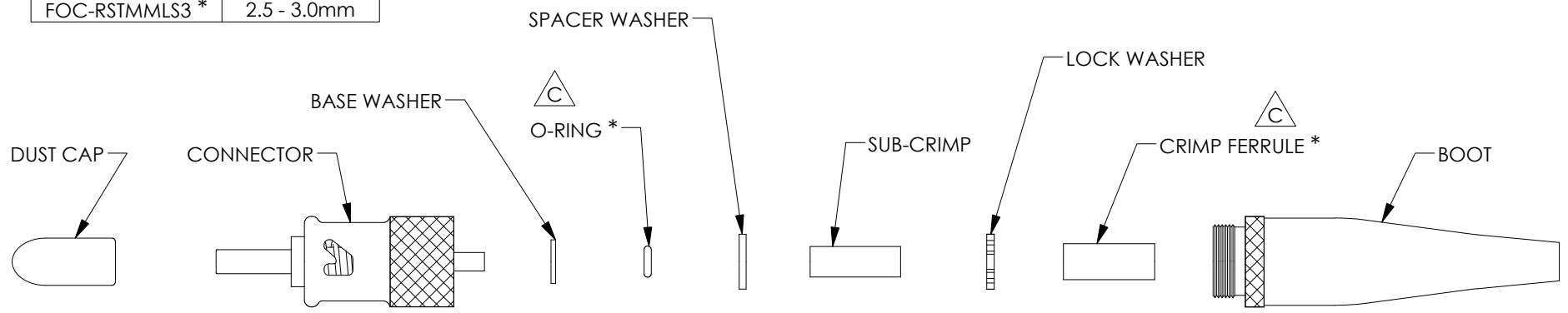


8 7 6 5 4 3 2 1

THE INFORMATION CONTAINED IN THIS DRAWING IS THE SOLE PROPERTY OF L-COM, INC. ANY REPRODUCTION IN PART OR WHOLE WITHOUT THE WRITTEN PERMISSION OF L-COM, INC. IS PROHIBITED.

REVISIONS			
REV	DESCRIPTION	DATE	APPROVED
A	INITIAL RELEASE	4/3/12	D.GRIFFIN
B	ECN 8626: ADDED O-RING AND FERRULE	2/1/17	D.FRISIELLO
C	ECN 8941: ADDED NOTE TO O-RING AND FERRULE	8/26/17	D.FRISIELLO

MODEL NUMBER	USED WITH
FOC-RSTMMLS1	1.9 - 2.0mm
FOC-RSTMMLS2	2.0 - 2.5mm
FOC-RSTMMLS3 *	2.5 - 3.0mm



NOTES:

MATERIAL: STAINLESS STEEL.

CONNECTOR ASSEMBLY POLISH TYPE: PC.

MODEL IS LOCKING STYLE, MULTIMODE.

STRIP FIBER CABLE TO MIL-STD-2042-5B. STRIP DIMENSIONS ARE +/- 1mm.

DUST CAP IS INSTALLED FOR SHIPMENT.

"*" DENOTES O-RING AND CRIMP FERRULE ONLY PRESENT ON FOC-RSTMMLS3.

COMPONENTS COME UNASSEMBLED AND SHALL BE INDIVIDUALLY PACKAGED IN A POLY BAG.

REGULATORY COMPLIANCE:
CE2011/65/EU (RoHS DIRECTIVE)



UNLESS OTHERWISE SPECIFIED, DIMENSIONS ARE IN INCHES [mm] OVERALL CABLE LENGTH TOLERANCE: ≤12 [305] = +1 [25] / -0 >12 [305] ≤60 [1524] = +2 [51] / -0 >60 [1524] ≤120 [3048] = +4 [102] / -0 >120 [3048] ≤300 [7620] = +6 [152] / -0 >300 [7620] = +5% / -0%	APPROVALS	DATE	 50 HIGH STREET NORTH ANDOVER, MA 01845	
	DRAWN BY D.FRISIELLO	3/22/12		
ALL OTHER DIMENSIONAL TOLERANCES: .X = ± .2 [5.08] .XX = ± .02 [51] .XXX = ±.005 [1.27]	CHECKED BY D.GUITADAURO	3/22/12	PRODUCT DESCRIPTION ST RGD MM LOCKING SST	
	APPROVED BY D.GALLAGHER	3/22/12		
PROJECTION 	COLOR VARIATIONS MAY OCCUR	SCALE: NONE	CAD FILE: FOC-RSTMMLS.SLDDRW	SHEET 1 OF 1