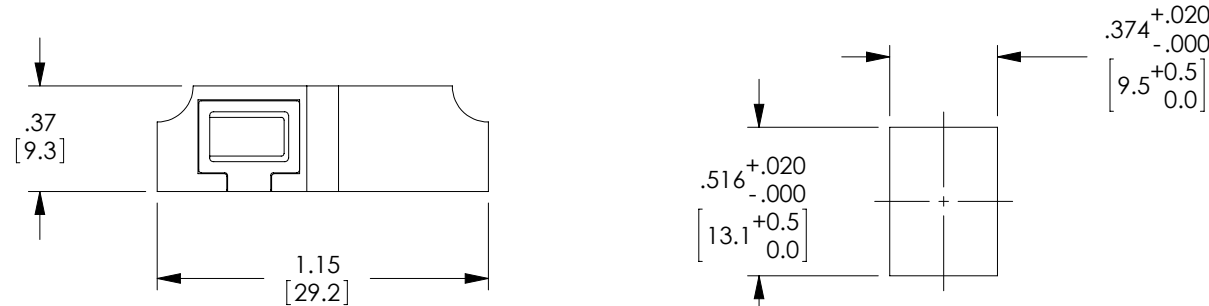
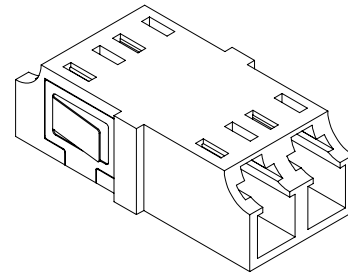


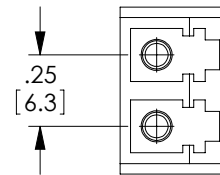
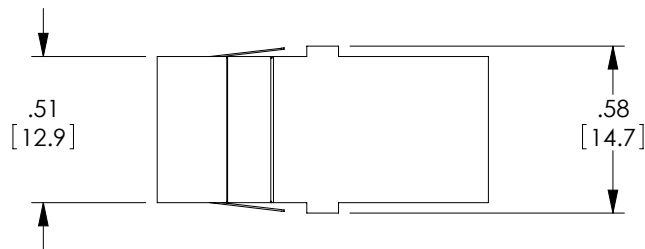
THE INFORMATION CONTAINED IN THIS DRAWING IS THE SOLE PROPERTY OF L-COM, INC. ANY REPRODUCTION IN PART OR WHOLE WITHOUT THE WRITTEN PERMISSION OF L-COM, INC. IS PROHIBITED.

REVISIONS			
REV	DESCRIPTION	DATE	APPROVED
A	INITIAL RELEASE	6/23/11	D.GRIFFIN



RECOMMENDED
PANEL CUTOUT

MODEL NO.	KEY STYLE	COLOR
FOA-LCK-MM-PNK	TYPE A	PINK
FOA-LCK-MM-WHT	TYPE B	WHITE
FOA-LCK-MM-YLW	TYPE C	YELLOW
FOA-LCK-MM-RED	TYPE D	RED
FOA-LCK-MM-ORG	TYPE E	ORANGE
FOA-LCK-MM-VLT	TYPE F	VIOLET
FOA-LCK-MM-GRY	TYPE G	GRAY
FOA-LCK-MM-CBT	TYPE H	COBALT
FOA-LCK-MM-BRN	TYPE J	BROWN
FOA-LCK-MM-TRQ	TYPE K	TURQUOISE
FOA-LCK-MM-MAG	TYPE L	MAGENTA
FOA-LCK-MM-OLV	TYPE M	OLIVE



RoHS Compliant ✓

NOTES:

1. ALL DIMENSIONS ARE FOR REFERENCE ONLY.
2. SUPPLIED WITH DUST CAPS ON COUPLERS, (NOT SHOWN).
3. COMPONENT ASSEMBLY SHALL BE INDIVIDUALLY PACKAGED IN ACCORDANCE WITH L-COM SPECIFICATION PS-0031.

UNLESS OTHERWISE SPECIFIED, DIMENSIONS ARE IN INCHES [mm] OVERALL CABLE LENGTH TOLERANCE: ≤12 [305] = +1 [25] / -0 >12 [305] ≤60 [1524] = +2 [51] / -0 >60 [1524] ≤120 [3048] = +4 [102] / -0 >120 [3048] ≤300 [7620] = +6 [152] / -0 >300 [7620] = +3% / -0% ALL OTHER DIMENSIONAL TOLERANCES: .X = ± .2 .XX = ± .02 .XXX = ± .005	APPROVALS DRAWN BY D.FRISIELLO CHECKED BY M.MARTINEZ APPROVED BY D.GALLAGHER	DATE 6/22/11 6/22/11 6/22/11	45 BEECHWOOD DRIVE NORTH ANDOVER, MA 01845
	CONFIGURATION DETAILS OF UNDIMENSIONED FEATURES MAY VARY		
PROJECTION 	COLOR VARIATIONS MAY OCCUR	SIZE A	FSCM NO. 43321 DWG. NO. FOA-LCK-MM SCALE: NONE CAD FILE: FOA-LCK-MM.SLDRW
		PRODUCT DESCRIPTION ADAPTER, DUAL LC-LC	REV. A SHEET 1 OF 1