

6

5

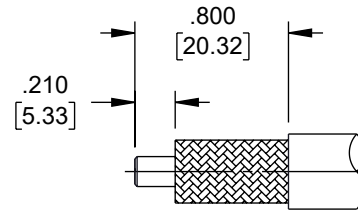
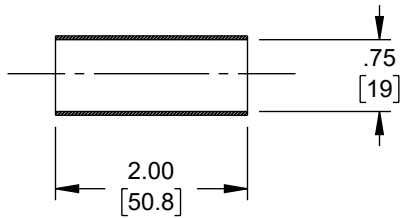
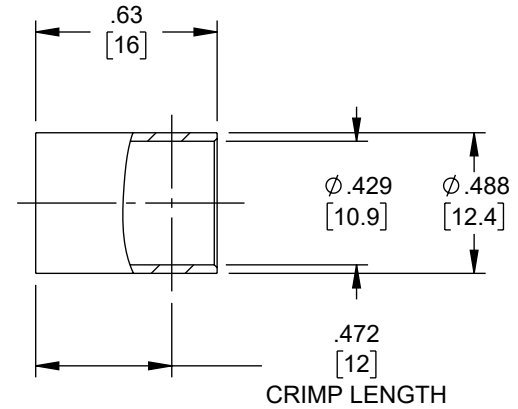
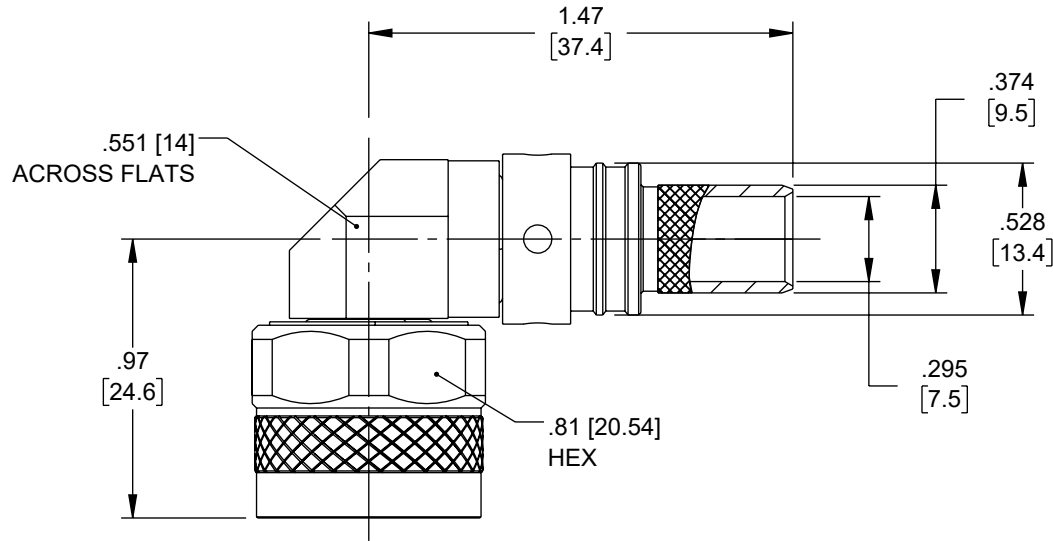
4

3

2

1

| REVISION | | | | | |
|----------|-----|-------------|------------|------------|----------|
| ZONE | REV | DESCRIPTION | DATE | CHANGED BY | APPROVED |
| | C | ECO-12465 | 09/11/2023 | KGLEBOVA | SRAUTUS |



CRIMP SIZE REQUIRED:
 FERRULE: .429 [10.89] HEX CRIMP TOOL.

HEAT SHRINK TUBE

RECOMMENDED STRIPPING DIMENSIONS

UNLESS OTHERWISE SPECIFIED LEADING DIMENSIONS ARE INCHES DIMENSIONS IN [] ARE MILLIMETERS

TOLERANCES:

| | |
|---------------------|------------------|
| X = ±.2 [5] | FRACTIONS ± 1/32 |
| .XX = ±.02 [0.5] | ANGLES ± 1° |
| .XXX = ±.005 [0.13] | |

CABLE LENGTH TOLERANCES:

| | |
|--------------------------|-----------------|
| ≤12 [305] | = +1 [25] / -0 |
| >12 [305] ≤ 60 [1524] | = +2 [51] / -0 |
| >60 [1524] ≤ 120 [3048] | = +4 [102] / -0 |
| >120 [3048] ≤ 300 [7620] | = +6 [152] / -0 |
| >300 [7620] | = +5% / -0 |

ALL DIMENSIONS ARE FOR REFERENCE ONLY AND SUBJECT TO CHANGE WITHOUT NOTICE UN-DIMENSIONED/NON-CRITICAL FEATURES MAY VARY IN SIZE AND LOCATION COLORS MAY VARY



an INFINITE® brand
 Website: www.L-com.com
 Phone: 1.800.341.5266 | 1.978.682.6936

| | |
|---|--------|
| <p>INTERPRET ALL DIMENSIONS AND TOLERANCES PER ASME Y14.5</p> | |
| SCALE | SHEET |
| NONE | 1 OF 1 |

DESCRIPTION
 N MALE RIGHT ANGLE CONNECTOR CRIMP/NON-SOLDER CONTACT ATTACHMENT FOR LMR-400, LMR-400-DB, LMR-400-FR, AND 400-SERIES CABLE

| SIZE | CAGE CODE | DRAWN BY | ITEM NO. | REV |
|------|-----------|-----------|--------------------|-----|
| A | 43321 | BPUCHASKI | EZ-400-NMH-RA-X-LC | C |

THE INFORMATION CONTAINED IN THIS DRAWING IS THE SOLE PROPERTY OF INFINITE ELECTRONICS, INC. ANY REPRODUCTION IN PART OR WHOLE WITHOUT THE WRITTEN PERMISSION OF INFINITE ELECTRONICS, INC. IS PROHIBITED. THESE COMMODITIES, TECHNOLOGY OR SOFTWARE WERE EXPORTED FROM THE UNITED STATES IN ACCORDANCE WITH THE EXPORT ADMINISTRATION REGULATIONS. DIVERSION CONTRARY TO U.S. LAW PROHIBITED.

6

5

4

3

2

1