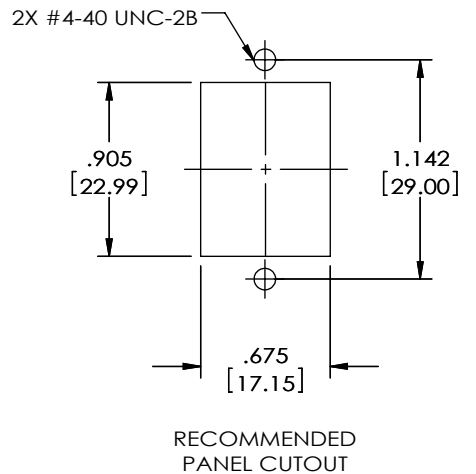
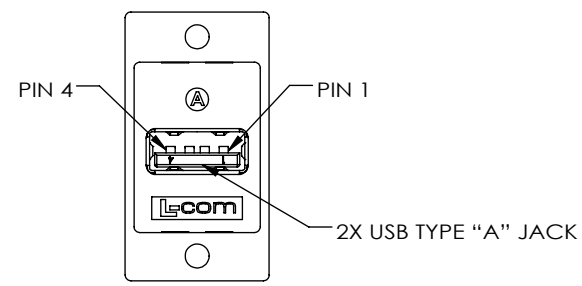
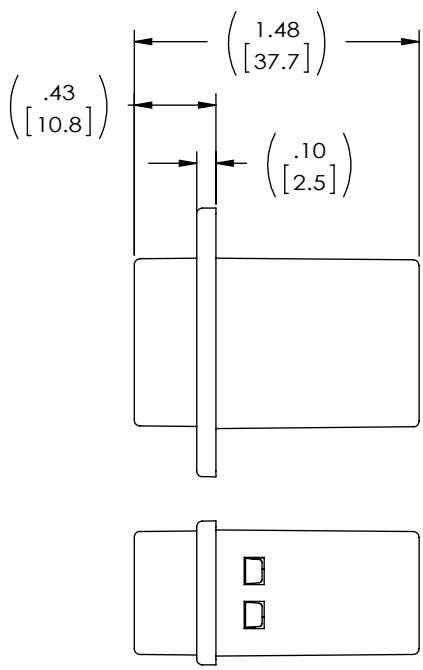
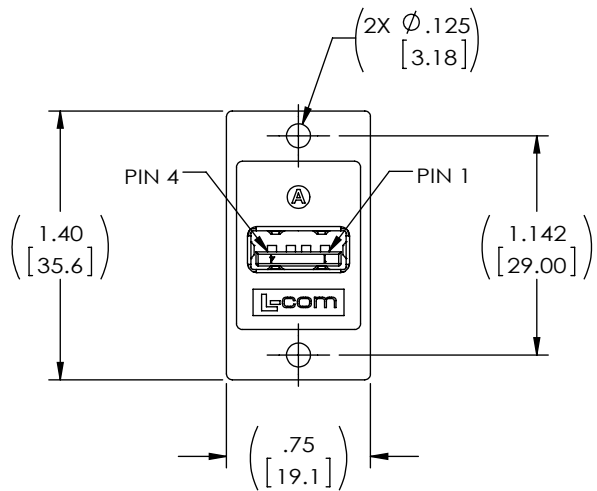
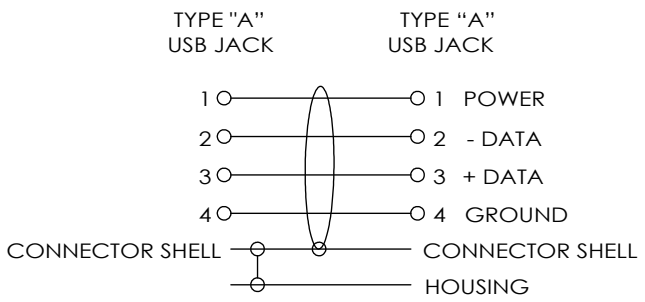


THE INFORMATION CONTAINED IN THIS DRAWING IS THE SOLE PROPERTY OF L-COM, INC. ANY REPRODUCTION IN PART OR WHOLE WITHOUT THE WRITTEN PERMISSION OF L-COM, INC. IS PROHIBITED.

REVISIONS			
REV	DESCRIPTION	DATE	APPROVED
C	ECN 4260: CN RELEASE	9/15/09	D. CASTRO
D	ECN 6458: USE NEW LOGO, REVISE DIMS .33 TO .43, .670 TO .675	10/12/12	D. FRISIELLO
E	ECN 6692: ADDED BOTTOM VIEW FOR CLARITY, ADDED ROHS	2/20/13	D. FRISIELLO
F	ECN 8409: UPDATE TEMPERATURE RATING TO -10-70°C	7/15/16	S.LI



WIRING MAP



NOTES:

MATERIAL:
 COUPLER HOUSING: ABS, UL94V-0.
 CONNECTOR PLASTIC: PBT WITH GLASS FIBER
 CONNECTOR CONTACTS: BRASS
 CONNECTOR SHELL: BRASS
 PCB: EPOXY GLASS FP-4, 94V-0 FLAMMABILITY RATING

FINISH:
 COUPLER HOUSING: CHROME
 CONNECTOR CONTACTS: GOLD, 30μ MICRO INCH
 CONNECTOR SHELL: NICKEL

ENVIRONMENTAL:
 OPERATING TEMPERATURE: -10°C TO +70°C $\triangle F$

PACKAGING:
 COMPONENT SHALL BE INDIVIDUALLY PACKAGED IN ACCORDANCE WITH L-COM SPECIFICATION PS-0031.

REGULATORY COMPLIANCE:
 CE2011/65/EU (RoHS DIRECTIVE)

UNLESS OTHERWISE SPECIFIED, DIMENSIONS ARE IN INCHES [mm] OVERALL CABLE LENGTH TOLERANCE: ≤12 [305] = +1 [25] / -0 >12 [305] ≤60 [1524] = +2 [51] / -0 >60 [1524] ≤120 [3048] = +4 [102] / -0 >120 [3048] ≤300 [7620] = +6 [152] / -0 >300 [7620] = +3% / -0%	APPROVALS	DATE	50 HIGH STREET NORTH ANDOVER, MA 01845	
	DRAWN BY E. STAUBLE	2008.05.12		
	CHECKED BY D. CASTRO	2008.05.13	CATEGORY	
	APPROVED BY D. PARHAM	2008.05.14	USB	
ALL OTHER DIMENSIONAL TOLERANCES: .X = ±.2 [5.08] .XX = ±.02 [1.51] .XXX = ±.005 [1.13]	CONFIGURATION DETAILS OF UNDIMENSIONED FEATURES MAY VARY		PRODUCT DESCRIPTION	
PROJECTION	COLOR VARIATIONS MAY OCCUR	SIZE A	FSCM NO. 43321	DWG. NO. ECF504-UAAS
		SCALE: NONE	CAD FILE: ECF504-UAAS.SLDRW	REV. F
			SHEET 1 OF 1	