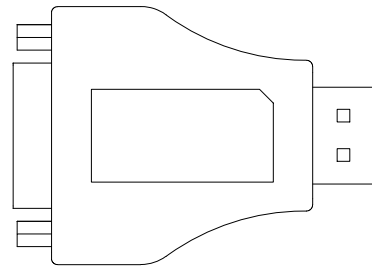
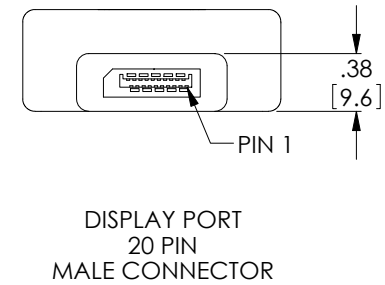
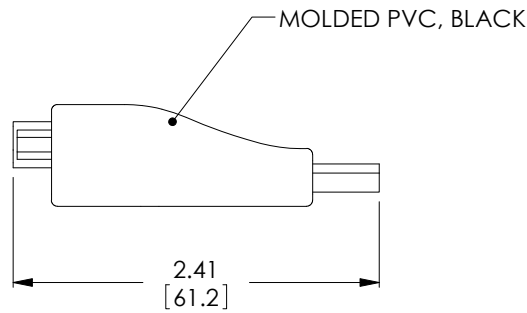
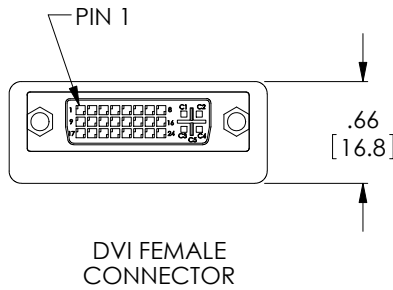
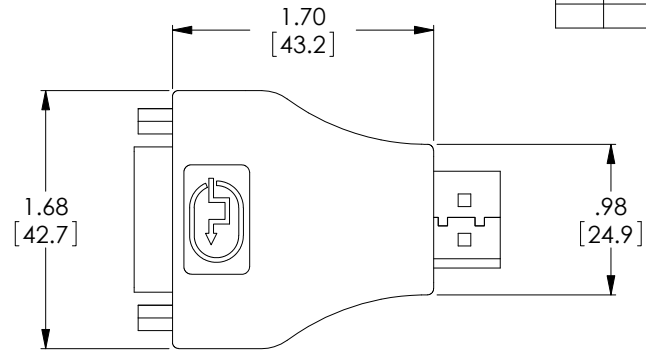


THE INFORMATION CONTAINED IN THIS DRAWING IS THE SOLE PROPERTY OF L-COM, INC. ANY REPRODUCTION IN PART OR WHOLE WITHOUT THE WRITTEN PERMISSION OF L-COM, INC. IS PROHIBITED.

REVISIONS			
REV	DESCRIPTION	DATE	APPROVED
A	INITIAL RELEASE	11/15/11	D.GRIFFIN
B	ECN 5842: ADDED NOTE 4	11/21/11	D.FRISIELLO



NOTE

1. ALL DIMENSIONS ARE FOR REFERENCE ONLY.
2. ADAPTOR SHALL BE FACTORY TESTED FOR CONTINUITY.
3. ADAPTOR SHALL BE INDIVIDUALLY PACKAGED IN ACCORDANCE WITH L-COM SPECIFICATION PS-0031.
4. ALL CONNECTORS HAVE NICKEL PLATED SHELLS AND GOLD PLATED CONTACTS.



UNLESS OTHERWISE SPECIFIED, DIMENSIONS ARE IN INCHES [mm] OVERALL CABLE LENGTH TOLERANCE: ≤12 [305] = +1 [25] / -0 >12 [305] ≤60 [1524] = +2 [51] / -0 >60 [1524] ≤120 [3048] = +4 [102] / -0 >120 [3048] ≤300 [7620] = +6 [152] / -0 >300 [7620] = +3% / -0% ALL OTHER DIMENSIONAL TOLERANCES: .X = ± .2 .XX = ± .02 .XXX = ± .005	APPROVALS D. PARHAM CHECKED BY D. CASTRO APPROVED BY P. McNEIL	DATE 11/11/2011 11/11/2011 11/11/2011	45 BEECHWOOD DRIVE NORTH ANDOVER, MA 01845	
	CONFIGURATION DETAILS OF UNDIMENSIONED FEATURES MAY VARY			CATEGORY VIDEO
	PROJECTION 	COLOR VARIATIONS MAY OCCUR	SIZE A	FSCM NO. 43321
	DWG. NO. DP-DVI-ADPT		REV. B	SCALE: NONE CAD FILE: DP-DVI-ADPT.SLDDRW SHEET 1 OF 1