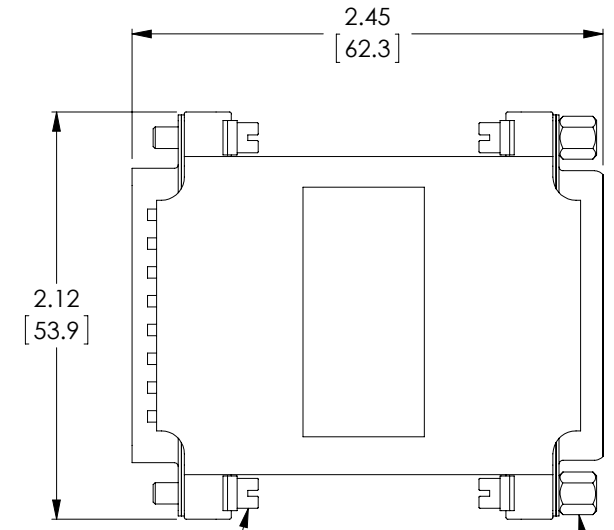


THE INFORMATION CONTAINED IN THIS DRAWING IS THE SOLE PROPERTY OF L-COM, INC. ANY REPRODUCTION IN PART OR WHOLE WITHOUT THE WRITTEN PERMISSION OF L-COM, INC. IS PROHIBITED.

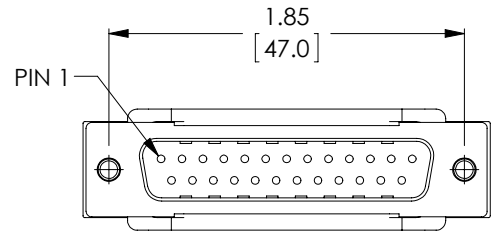
**RoHS Compliant** ✓

REVISIONS			
REV	DESCRIPTION	DATE	APPROVED
A	INITIAL RELEASE	1/7/13	D.GRIFFIN

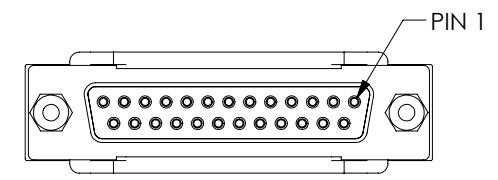
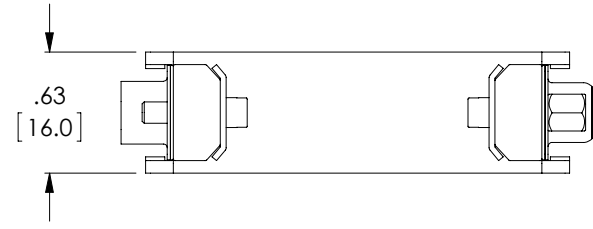


4X, 4-40 UNC-2A SCREW

2X, 4-40 UNC-2B HEX NUT



DB25 MALE CONNECTOR



DB25 FEMALE CONNECTOR

NOTES:

1. ADAPTER IS SUPPLIED UN-ASSEMBLED. JUMPER WIRES NOT INCLUDED.
2. ALL DIMENSIONS ARE FOR REFERENCE ONLY.
3. ADAPTER SHALL BE INDIVIDUALLY PACKAGED IN ACCORDANCE WITH L-COM SPECIFICATION PS-0031.

UNLESS OTHERWISE SPECIFIED, DIMENSIONS ARE IN INCHES [mm] OVERALL CABLE LENGTH TOLERANCE: ≤12 [305] = +1 [25] / -0 >12 [305] ≤60 [1524] = +2 [51] / -0 >60 [1524] ≤120 [3048] = +4 [102] / -0 >120 [3048] ≤300 [7620] = +6 [152] / -0 >300 [7620] = +3% / -0% ALL OTHER DIMENSIONAL TOLERANCES: .X = ±.2 .XX = ±.02 .XXX = ±.005	APPROVALS D. DESJARDIN CHECKED BY D. FRISIELLO APPROVED BY S. SMITH	DATE 12/27/12 1/3/13 1/7/13	45 BEECHWOOD DRIVE NORTH ANDOVER, MA 01845	
	CONFIGURATION DETAILS OF UNDIMENSIONED FEATURES MAY VARY			CATEGORY <b>D-SUBMINIATURE</b>
	PROJECTION 	COLOR VARIATIONS MAY OCCUR	SIZE <b>A</b>	FSCM NO. <b>43321</b>
	DWG. NO. <b>DIY25MF</b>		SCALE: NONE	CAD FILE: DIY25MF.SLDDRW
SHEET 1 OF 1			REV. <b>A</b>	