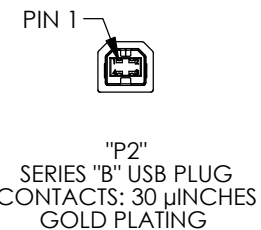

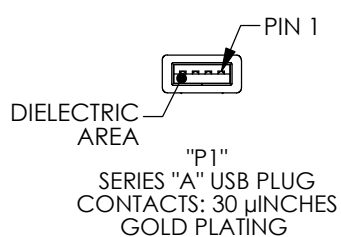
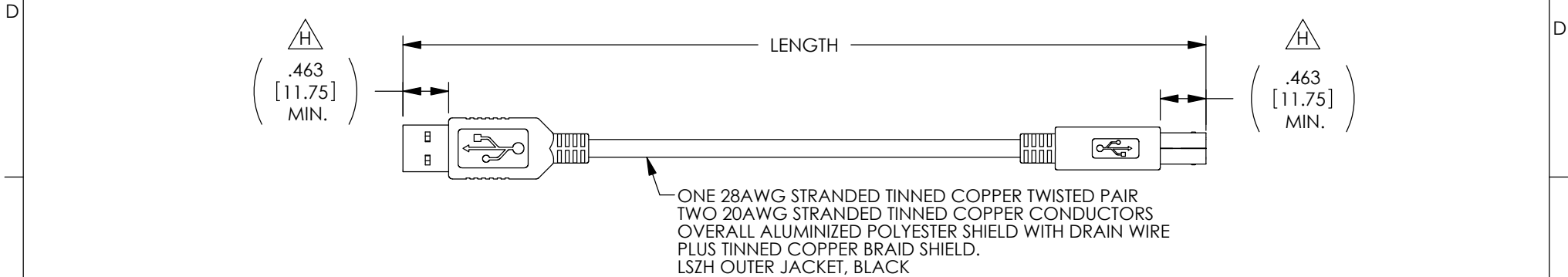


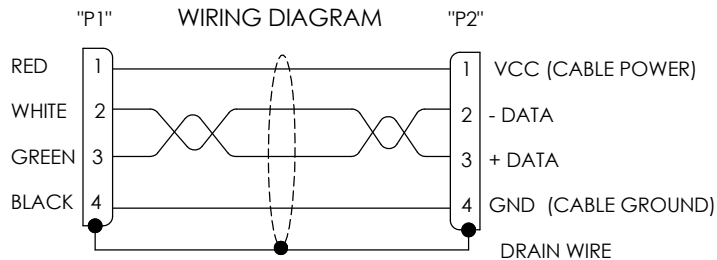
THE INFORMATION CONTAINED IN THIS DRAWING IS THE SOLE PROPERTY OF L-COM, INC. ANY REPRODUCTION IN PART OR WHOLE WITHOUT THE WRITTEN PERMISSION OF L-COM, INC. IS PROHIBITED.

RoHS Compliant ✓

REVISIONS			
REV	DESCRIPTION	DATE	APPROVED
E	ECN 3715: REMOVE "UL TYPE CM", NEW FORMAT	11/18/08	D.FRISIELLO
F	ECN 3835: ADDED .5 M LENGTH AND NEW FORMAT	2/10/09	D.FRISIELLO
G	ECN 5868: ADDED LENGTHS 03 M, 075 M, REVISED FORMAT & PACKAGING	12/8/11	D.FRISIELLO
H	ECN 6451: UPDATED LOGOS, NOTES, AND EXPOSED CONN. DIM.	10/10/12	D. DESJARDIN



MODEL NUMBER	LENGTH METERS [FEET]
CSUZAB-03M	0.3 [.98]
CSUZAB-05M	0.5 [1.64]
CSUZAB-075M	0.75 [2.46]
CSUZAB-1M	1.0 [3.28]
CSUZAB-2M	2.0 [6.56]
CSUZAB-3M	3.0 [9.84]
CSUZAB-5M	5.0 [16.40]



NOTES:

1. CABLE ASSEMBLY SHALL HAVE 360° SHIELD TERMINATION.
2. CABLE ASSEMBLY SHALL MEET USB 2.0 REQUIREMENTS.
3. CABLE ASSEMBLY SHALL BE TESTED FOR CONTINUITY.
4. CABLE ASSEMBLY SHALL BE INDIVIDUALLY PACKAGED IN ACCORDANCE WITH L-COM SPECIFICATION PS-0031.

UNLESS OTHERWISE SPECIFIED, DIMENSIONS ARE IN INCHES [mm] OVERALL CABLE LENGTH TOLERANCE: ≤12 [305] = +1 [25] / -0 >12 [305] ≤60 [1524] = +2 [51] / -0 >60 [1524] ≤120 [3048] = +4 [102] / -0 >120 [3048] ≤300 [7620] = +6 [152] / -0 >300 [7620] = +3% / -0%	APPROVALS	DATE	 45 BEECHWOOD DRIVE NORTH ANDOVER, MA 01845
	DRAWN BY C.MCCORMICK CHECKED BY D.PARHAM APPROVED BY B.MAZEJKA	11/24/2003	
ALL OTHER DIMENSIONAL TOLERANCES: .X = ± .2 .XX = ± .02 .XXX = ± .005	CONFIGURATION DETAILS OF UNDIMENSIONED FEATURES MAY VARY	CATEGORY	USB
PROJECTION	COLOR VARIATIONS MAY OCCUR	PRODUCT DESCRIPTION	CABLE, USB TYPE A/B, LSZH
	SIZE A FSCM NO. 43321 DWG. NO. CSUZAB REV. H	SCALE: NONE	CAD FILE: CSUZAB.SLDDRW SHEET 1 OF 1