

6

5

4

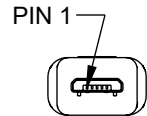
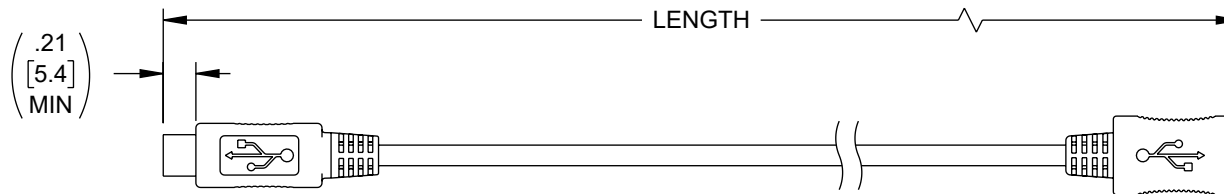
3

2

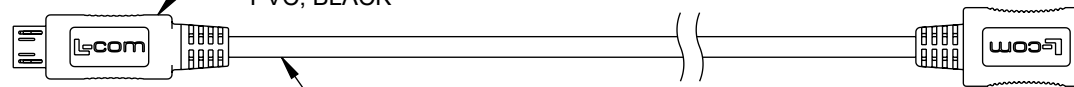

1

REVISION

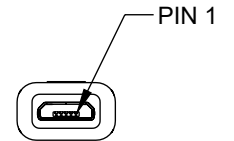
ZONE	REV	DESCRIPTION	DATE	CHANGED BY	APPROVED
	B	ECO-14185	1/29/2025	DMAY	DGRIFFIN



"P1"
5-PIN MICRO B PLUG
CONTACTS: GOLD PLATING

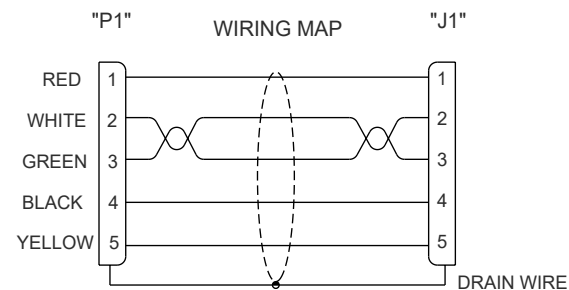


ONE 28AWG STRANDED TINNED COPPER TWISTED PAIR
THREE 28AWG STRANDED TINNED COPPER CONDUCTORS
OVERALL ALUMINIZED POLYESTER SHIELD WITH DRAIN WIRE
PLUS TINNED COPPER BRAIDED SHIELD.
PVC OUTER JACKET, BLACK



"J1"
5-PIN MICRO-B FEMALE
CONTACTS: GOLD PLATING

MODEL NUMBER	LENGTH METERS [FEET]
CSMUMICBX-03M	0.3 [.98]
CSMUMICBX-05M	0.5 [1.64]
CSMUMICBX-075M	0.75 [2.46]
CSMUMICBX-1M	1.0 [3.28]
CSMUMICBX-2M	2.0 [6.56]
CSMUMICBX-3M	3.0 [9.84]



NOTES:

1. CABLE ASSEMBLY SHALL HAVE 360° SHIELD TERMINATION.
2. CABLE ASSEMBLY SHALL MEET USB 2.0 REQUIREMENTS.
3. CABLE ASSEMBLY SHALL BE TESTED FOR CONTINUITY.
4. CABLE ASSEMBLY SHALL BE INDIVIDUALLY PACKAGED IN ACCORDANCE WITH L-COM SPECIFICATION PS-0031.

REGULATORY COMPLIANCE:
EU RoHS DIRECTIVE (MOST RECENT RELEASED VERSION)

THE INFORMATION CONTAINED IN THIS DRAWING IS THE SOLE PROPERTY OF INFINITE ELECTRONICS, INC. ANY REPRODUCTION IN PART OR WHOLE WITHOUT THE WRITTEN PERMISSION OF INFINITE ELECTRONICS, INC. IS PROHIBITED. THESE COMMODITIES, TECHNOLOGY OR SOFTWARE WERE EXPORTED FROM THE UNITED STATES IN ACCORDANCE WITH THE EXPORT ADMINISTRATION REGULATIONS. DIVERSION CONTRARY TO U.S. LAW PROHIBITED.

UNLESS OTHERWISE SPECIFIED
LEADING DIMENSIONS ARE INCHES
DIMENSIONS IN [] ARE MILLIMETERS

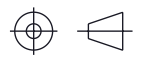
TOLERANCES:
 .X = ±.2 [5] FRACTIONS
 .XX = ±.02 [0.5] ± 1/32
 .XXX = ±.005 [0.13] ANGLES ± 1°

CABLE LENGTH TOLERANCES:
 ≤12 [305] = +1 [25] / -0
 >12 [305] ≤ 60 [1524] = +2 [51] / -0
 >60 [1524] ≤ 120 [3048] = +4 [102] / -0
 >120 [3048] ≤ 300 [7620] = +6 [152] / -0
 >300 [7620] = +5% / -0

ALL DIMENSIONS ARE FOR REFERENCE ONLY
AND SUBJECT TO CHANGE WITHOUT NOTICE.
UN-DIMENSIONED/NON-CRITICAL FEATURES
MAY VARY IN SIZE AND LOCATION
COLORS MAY VARY

L-com
an INFINIT® brand

Website: www.L-com.com
Phone: 1.800.341.5266 | 1.978.682.6936



INTERPRET ALL DIMENSIONS AND
TOLERANCES PER ASME Y14.5

SCALE	SHEET
NONE	1 OF 1

DESCRIPTION				
CA USB MICRO B M/F EXT				
SIZE	CAGE CODE	DRAWN BY	ITEM NO.	REV
A	43321	D.FRISIELLO	CSMUMICBX	B

6

5

4

3

2

1