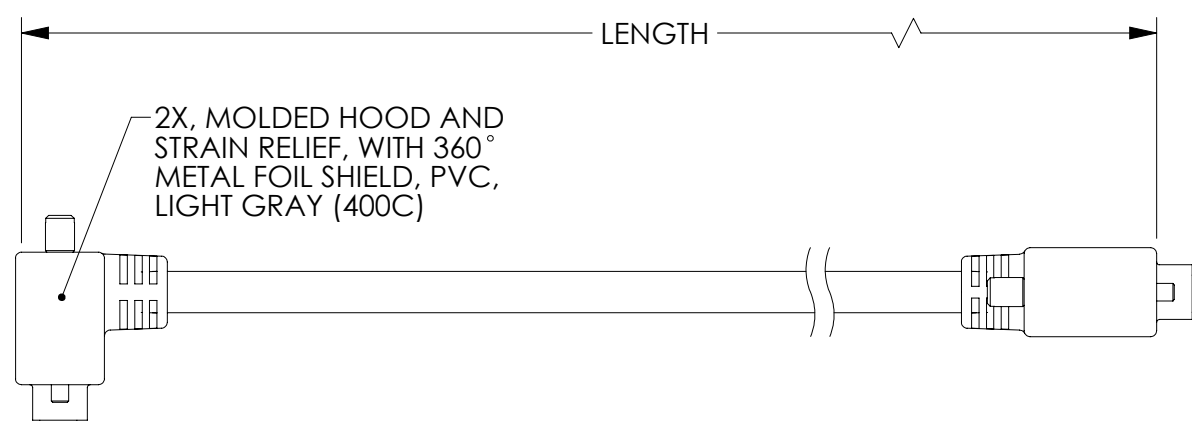




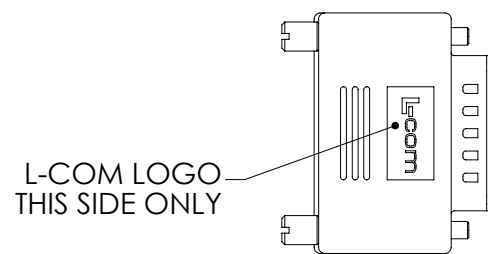
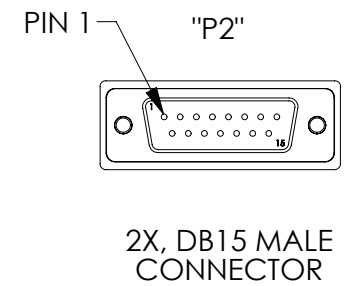
THE INFORMATION CONTAINED IN THIS DRAWING IS THE SOLE PROPERTY OF L-COM, INC. ANY REPRODUCTIONS IN PART OR WHOLE WITHOUT THE WRITTEN PERMISSION OF L-COM, INC. IS PROHIBITED.

REVISIONS			
REV	DESCRIPTION	DATE	CHANGED BY
A	INITIAL RELEASE	12/17/13	D.GRIFFIN

WIRING MAP		
"P1"	COLOR	"P2"
1	BLACK	1
2	BROWN	2
3	RED	3
4	ORANGE	4
5	YELLOW	5
6	GREEN	6
7	BLUE	7
8	PURPLE	8
9	GRAY	9
10	WHITE	10
11	PINK	11
12	LIGHT GREEN	12
13	BLACK / WHITE	13
14	BROWN / WHITE	14
15	RED / WHITE	15
SHELL	DRAIN WIRE	SHELL



4X 4-40 UNC-2A THUMBSCREW



U.L. STYLE 2464
15 COND., 26AWG STRANDED TINNED COPPER WITH ALUM/POLY FOIL SHIELD AND DRAIN WIRE PLUS TINNED COPPER BRAID SHIELD
JACKET: PVC, LIGHT GRAY, (PANTONE 400C)

MODEL NUMBER	LENGTH FEET [METERS]
CSMNRA15-4MM-1	1.0 [.31]
CSMNRA15-4MM-2.5	2.5 [.76]
CSMNRA15-4MM-5	5.0 [1.52]
CSMNRA15-4MM-10	10.0 [3.05]
CSMNRA15-4MM-15	15.0 [4.57]
CSMNRA15-4MM-25	25.0 [7.62]

NOTES:
1. CABLE ASSEMBLY SHALL BE TESTED FOR CONTINUITY.
2. CABLE ASSEMBLY SHALL BE INDIVIDUALLY PACKAGED IN ACCORDANCE WITH L-COM SPECIFICATION PS-0031.
REGULATORY COMPLIANCE:
CE2011/65/EU (RoHS DIRECTIVE)

UNLESS OTHERWISE SPECIFIED, DIMENSIONS ARE IN INCHES [mm]
OVERALL CABLE LENGTH TOLERANCE:
≤12 [305] = +1 [25] / -0
>12 [305] ≤60 [1524] = +2[51] / -0
>60 [1524] ≤120 [3048] = +4 [102] / -0
>120 [3048] ≤300 [7620] = +6 [152] / -0
>300 [7620] = +5% / -0%
ALL OTHER DIMENSIONAL TOLERANCES:
.X = ±.2 [5.08]
.XX = ±.02 [5.1]
.XXX = ±.005 [1.3]

APPROVALS	DATE
DRAWN BY D.FRISIELLO	9/19/13
CHECKED BY R.SCOTT	9/19/13
APPROVED BY S.SMITH	9/19/13

L-com Global Connectivity
45 BEECHWOOD DRIVE
NORTH ANDOVER, MA 01845

CATEGORY D-SUBMINIATURE			
PRODUCT DESCRIPTION CA DB15M/M STR-RA EXIT 4			
SIZE B	FSCM NO. 43321	DWG. NO. CSMNRA15-4MM	REV. A
SCALE: 1:1		CAD FILE: CSMNRA15-4MM.SLDDRW	
			SHEET 1 OF 1

