

6

5

4

3

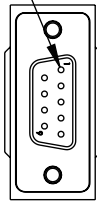
2

1

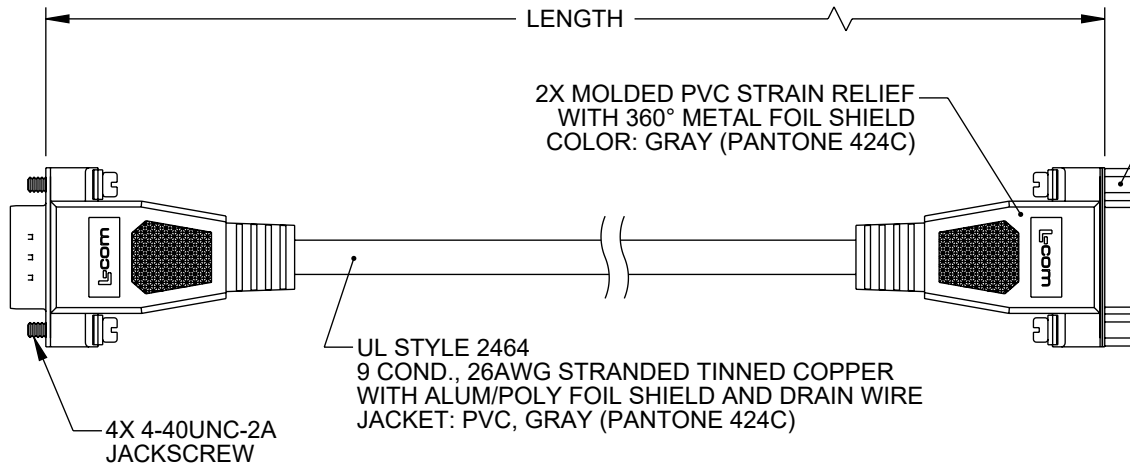
REVISION

ZONE	REV	DESCRIPTION	DATE	CHANGED BY	APPROVED
	F	ECO-14066	12/12/2024	DMAY	DGUTTADAURO

POSITION 1



"P1"
MALE, 9-PIN
D-SUB CONNECTOR
GOLD PLATED PINS



2X 4-40 UNC-2B
HEX STANDOFF

POSITION 1

"J1"
FEMALE, 9-PIN
D-SUB CONNECTOR
GOLD PLATED CONTACTS

WIRING MAP

"P1"	COLOR	"J1"
1	BLACK	1
2	GRAY	2
3	RED	3
4	GREEN	4
5	BROWN	5
6	BLUE	6
7	ORANGE	7
8	YELLOW	8
9	PURPLE	9
SHELL	DRAIN WIRE	SHELL

MODEL NUMBER	LENGTH	
	FEET	METERS
CSM9MF-1	1.0	.31
CSM9MF-2.5	2.5	.76
CSM9MF-5	5.0	1.52
CSM9MF-10	10.0	3.05
CSM9MF-15	15.0	4.57
CSM9MF-25	25.0	7.62
CSM9MF-50	50.0	15.24

NOTES:

1. CABLE ASSEMBLY SHALL BE TESTED FOR CONTINUITY.
2. CABLE ASSEMBLY SHALL BE INDIVIDUALLY PACKAGED IN ACCORDANCE WITH L-COM SPECIFICATION PS-0031.

REGULATORY COMPLIANCE:

EU RoHS DIRECTIVE (MOST RECENT RELEASED VERSION), CE

THE INFORMATION CONTAINED IN THIS DRAWING IS THE SOLE PROPERTY OF INFINITE ELECTRONICS, INC. ANY REPRODUCTION IN PART OR WHOLE WITHOUT THE WRITTEN PERMISSION OF INFINITE ELECTRONICS, INC. IS PROHIBITED. THESE COMMODITIES, TECHNOLOGY OR SOFTWARE WERE EXPORTED FROM THE UNITED STATES IN ACCORDANCE WITH THE EXPORT ADMINISTRATION REGULATIONS. DIVERSION CONTRARY TO U.S. LAW PROHIBITED.

UNLESS OTHERWISE SPECIFIED
LEADING DIMENSIONS ARE INCHES
DIMENSIONS IN [] ARE MILLIMETERS

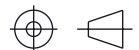
TOLERANCES:
 X = ±.2 [5] FRACTIONS
 .XX = ±.02 [0.5] ± 1/32
 .XXX = ±.005 [0.13] ANGLES ± 1°

CABLE LENGTH TOLERANCES:
 ≤12 [305] = +1 [25] / -0
 >12 [305] ≤ 60 [1524] = +2 [51] / -0
 >60 [1524] ≤ 120 [3048] = +4 [102] / -0
 >120 [3048] ≤ 300 [7620] = +6 [152] / -0
 >300 [7620] = +5% / -0

ALL DIMENSIONS ARE FOR REFERENCE ONLY
AND SUBJECT TO CHANGE WITHOUT NOTICE.
UN-DIMENSIONED/NON-CRITICAL FEATURES
MAY VARY IN SIZE AND LOCATION
COLORS MAY VARY

L-com
an INFINIT@ brand

Website: www.L-com.com
Phone: 1.800.341.5266 | 1.978.682.6936



INTERPRET ALL DIMENSIONS AND
TOLERANCES PER ASME Y14.5

SCALE	SHEET
NONE	1 OF 1

DESCRIPTION

DB9M/F CABLE ASSEMBLY

SIZE	CAGE CODE	DRAWN BY	ITEM NO.	REV
A	43321	TJC	CSM9MF	F

6

5

4

3

2

1