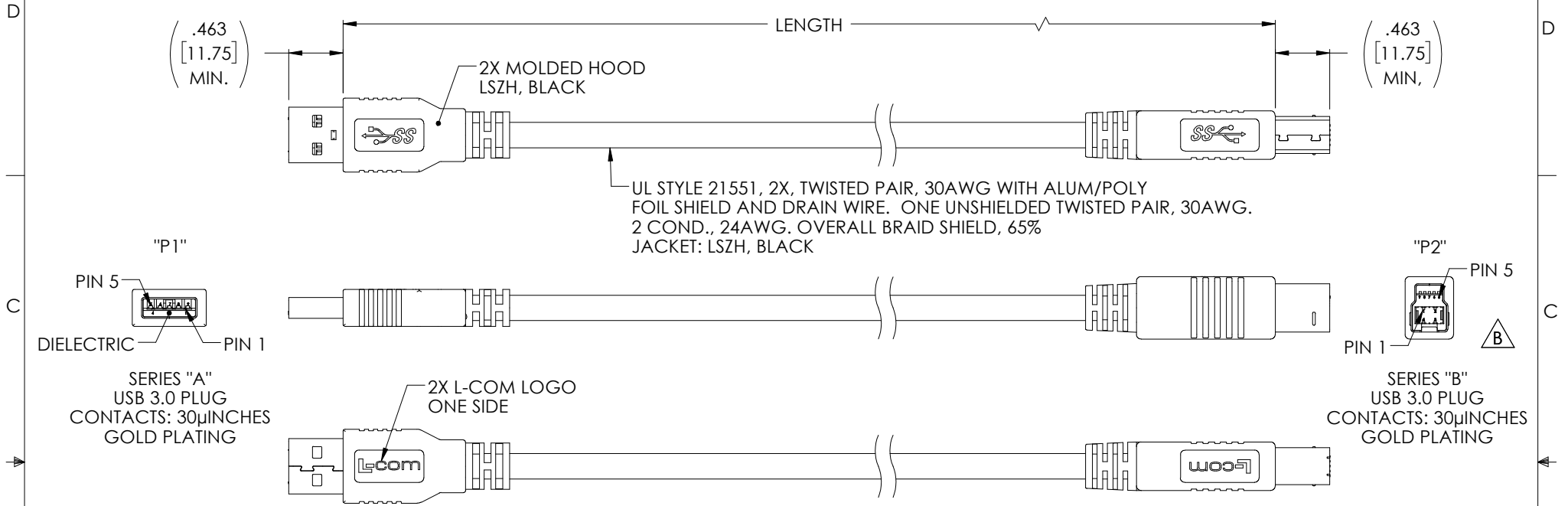


THE INFORMATION CONTAINED IN THIS DRAWING IS THE SOLE PROPERTY OF L-COM, INC. ANY REPRODUCTION IN PART OR WHOLE WITHOUT THE WRITTEN PERMISSION OF L-COM, INC. IS PROHIBITED.

REVISIONS			
REV	DESCRIPTION	DATE	APPROVED
A	INITIAL RELEASE	11/12/13	D.GRIFFIN
B	ECN 10454: UPDATE B PLUG VIEW	03/31/2020	DGUTTADAURO


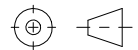


"P1"	WIRING MAP	"P2"
1	RED	1
2	WHITE	2
3	GREEN	3
4	BLACK	4
5	BLUE	5
6	YELLOW	6
7	DRAIN WIRE	7
7	DRAIN WIRE	7
8	PURPLE	8
9	ORANGE	9
SHELL	BRAID	SHELL

MODEL NUMBER	LENGTH METERS [FEET]
CAU3ZAB-03M	0.3 [.98]
CAU3ZAB-05M	0.5 [1.64]
CAU3ZAB-1M	1.0 [3.28]
CAU3ZAB-2M	2.0 [6.56]
CAU3ZAB-3M	3.0 [9.84]
CAU3ZAB-5M	5.0 [16.41]

- NOTES:**
- CABLE ASSEMBLY SHALL BE TESTED FOR CONTINUITY.
 - CABLE ASSEMBLY SHALL HAVE 360° SHIELD TERMINATION.
 - CABLE ASSEMBLY MUST MEET USB 3.0 REQUIREMENTS.
 - CABLE ASSEMBLY SHALL BE INDIVIDUALLY PACKAGED IN ACCORDANCE WITH L-COM SPECIFICATION PS-0031.

REGULATORY COMPLIANCE:
EU RoHS DIRECTIVE (MOST RECENT RELEASED VERSION)

UNLESS OTHERWISE SPECIFIED, DIMENSIONS ARE IN INCHES [mm] OVERALL CABLE LENGTH TOLERANCE: ≤12 [305] = +1 [25] / -0 >12 [305] ≤60 [1524] = +2 [51] / -0 >60 [1524] ≤120 [3048] = +4 [102] / -0 >120 [3048] ≤300 [7620] = +6 [152] / -0 >300 [7620] = +5% / -0 ALL OTHER DIMENSIONAL TOLERANCES: .X = ± .2 [5] FRACTIONS ± 1/32 .XX = ± .02 [5] ANGLES ± 1° .XXX = ± .005 [13]	APPROVALS DRAWN BY D. DESJARDIN CHECKED BY D. PARHAM APPROVED BY S. SMITH	DATE 8/22/13 9/4/13 9/25/13	 50 High Street, West Mill, North Andover, MA 01845 USA. Phone: 1.800.341.5266 1.978.682.6936	
	CONFIGURATION DETAILS OF UNDIMENSIONED FEATURES MAY VARY			CATEGORY USB
	THIRD-ANGLE PROJECTION 	COLOR VARIATIONS MAY OCCUR	PRODUCT DESCRIPTION CBL USB 3.0 A/B LSZH	SCALE: NONE CAD FILE: CAU3ZAB.SLDDRW
	SIZE A CAGE CODE 43321 DWG. NO. CAU3ZAB	REV. B	SHEET 1 OF 1	