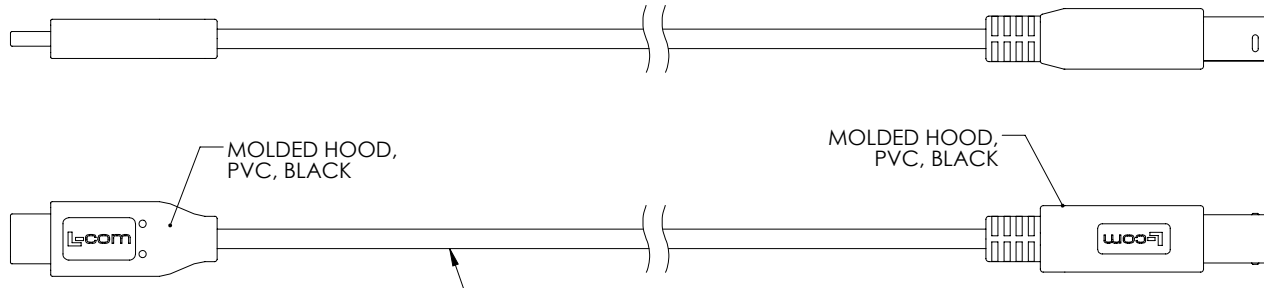
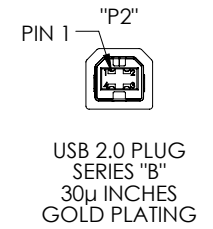
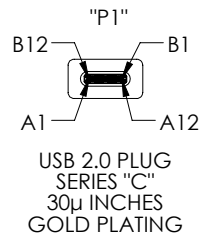
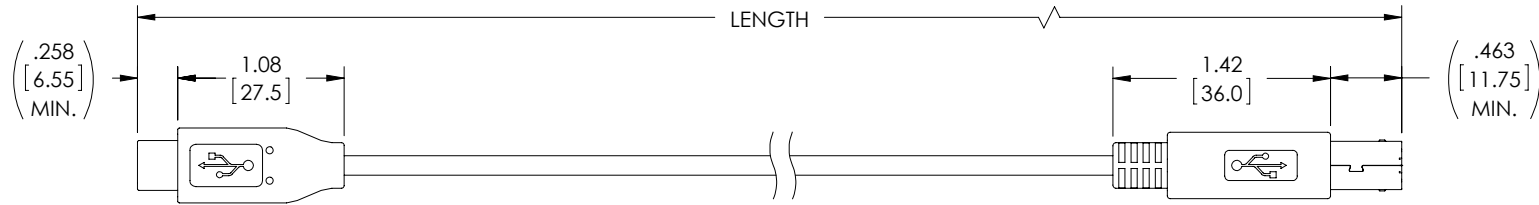


THE INFORMATION CONTAINED IN THIS DRAWING IS THE SOLE PROPERTY OF L-COM, INC. ANY REPRODUCTION IN PART OR WHOLE WITHOUT THE WRITTEN PERMISSION OF L-COM, INC. IS PROHIBITED.

REVISIONS			
REV	DESCRIPTION	DATE	APPROVED
A	INITIAL RELEASE	1/15/16	D.GRIFFIN
B	ECN 8306: UPDATE TO USB TYPE C VERSION 1.2, ADD CONNECTION LINE TO THE WIRE MAP	4/20/16	S.LI



UL STYLE 2725,
 (1) 28AWG STRANDED TINNED COPPER TWISTED PAIR
 (2) 28AWG STRANDED TINNED COPPER CONDUCTORS
 OVERALL ALUMINUM/POLYESTER SHIELD PLUS TINNED COPPER BRAID SHIELD AND DRAIN WIRE
 JACKET: PVC, BLACK (NOM DIA. .126" [3.2])

△ B

WIRE MAP					
"P1"	SIGNAL NAME	CONDUCTOR	"P2"	SIGNAL NAME	COLOR
A1,B1,A12,B12	GND	INDV.	4	GND	BLACK
A4,B4,A9,B9	VBUS	INDV.	1	VBUS	RED
A5	CC	N/C			
B5	VCONN	N/C			
A6	Dp1	UNSHIELDED PAIR	3	D+	GREEN
A7	Dn1		2	D-	WHITE
SHELL	SHIELD	BRAID	SHELL	SHIELD	N/A



PART NUMBER	LENGTH METERS [FEET]
CAU2CB-03M	0.3 [.98]
CAU2CB-05M	0.5 [1.64]
CAU2CB-1M	1.0 [3.28]
CAU2CB-2M	2.0 [6.56]
CAU2CB-3M	3.0 [9.84]
CAU2CB-5M	5.0 [16.40]

NOTES:

- CABLE ASSEMBLY SHALL HAVE 360° SHIELD TERMINATION.
- CABLE ASSEMBLY SHALL BE TESTED FOR CONTINUITY.
- L-COM LOGO AND USB ICON MAY BE ON ANY SIDE OF THE OVERMOLD FOR USB SERIES "C" END.
- CABLE ASSEMBLY SHALL BE INDIVIDUALLY PACKAGED IN ACCORDANCE WITH L-COM SPECIFICATION PS-0031.

REGULATORY COMPLIANCE:
 CE2011/65/EU(RoHS DIRECTIVE)

UNLESS OTHERWISE SPECIFIED, DIMENSIONS ARE IN INCHES [mm] OVERALL CABLE LENGTH TOLERANCE: ≤12 [305] = +1 [25] / -0 >12 [305] ≤60 [1524] = +2 [51] / -0 >60 [1524] ≤120 [3048] = +4 [102] / -0 >120 [3048] ≤300 [7620] = +6 [152] / -0 >300 [7620] = +3% / -0% ALL OTHER DIMENSIONAL TOLERANCES: .X = ±.2 [5.08] .XX = ±.02 [1.51] .XXX = ±.005 [1.3]	APPROVALS DRAWN BY D. CASTRO CHECKED BY S. LI APPROVED BY S. LI	DATE 4/23/15 1/15/16 1/15/16	50 HIGH STREET NORTH ANDOVER, MA 01845	
	CONFIGURATION DETAILS OF UNDIMENSIONED FEATURES MAY VARY			CATEGORY USB
	PROJECTION 			PRODUCT DESCRIPTION CBL USB 2.0 TYPE C/B
	COLOR VARIATIONS MAY OCCUR			SIZE A
SCALE: NONE		FSCM NO. 43321	DWG. NO. CAU2CB	
SHEET 1 OF 1		CAD FILE: CAU2CB.SLDRW	REV. B	