

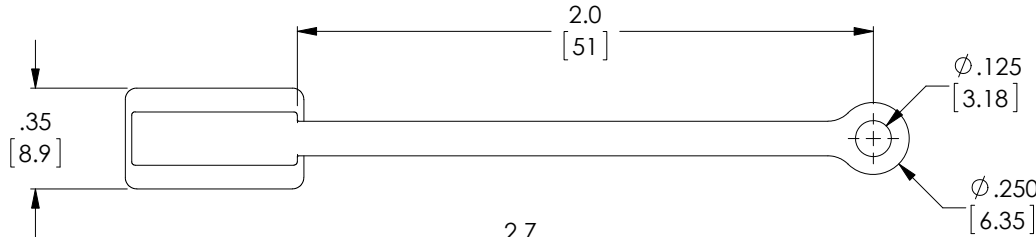
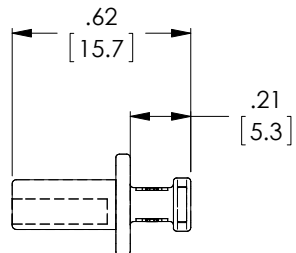


THE INFORMATION CONTAINED IN THIS DRAWING IS THE SOLE PROPERTY OF L-COM, INC.. ANY REPRODUCTION IN PART OR WHOLE WITHOUT THE WRITTEN PERMISSION OF L-COM, INC. IS PROHIBITED.

RoHS Compliant ✓

REVISIONS			
REV	DESCRIPTION	DATE	APPROVED
A	INITIAL RELEASE	9/17/12	D.GRIFFIN



NOTES:

1. MATERIAL: PE, BLACK
2. COMPONENT SHALL PACKAGED IN BULK, 10 PIECES PER BAG IN ACCORDANCE WITH L-COM SPECIFICATION PS-0031.
3. ALL DIMENSIONS ARE FOR REFERENCE ONLY

UNLESS OTHERWISE SPECIFIED, DIMENSIONS ARE IN INCHES [mm] OVERALL CABLE LENGTH TOLERANCE: ≤12 [305] = +1 [25] / -0 >12 [305] ≤60 [1524] = +2 [51] / -0 >60 [1524] ≤120 [3048] = +4 [102] / -0 >120 [3048] ≤300 [7620] = +6 [152] / -0 >300 [7620] = +3% / -0% ALL OTHER DIMENSIONAL TOLERANCES: .X = ±.2 .XX = ±.02 .XXX = ±.005	APPROVALS DRAWN BY D. DESJARDIN CHECKED BY D. PARHAM APPROVED BY S. SMITH	DATE 8/9/12 9/12/12 9/17/12	45 BEECHWOOD DRIVE NORTH ANDOVER, MA 01845
	CONFIGURATION DETAILS OF UNDIMENSIONED FEATURES MAY VARY		
PROJECTION 	COLOR VARIATIONS MAY OCCUR	SIZE <b>A</b>	PRODUCT DESCRIPTION <b>CAP USB-A JACK W/LANYARD</b>
1AY01-345	FSCM NO. <b>43321</b>	DWG. NO. CAP-A-USB-LAN	SCALE: NONE   CAD FILE: CAP-A-USB-LAN.SLDDRW   SHEET 1 OF 1