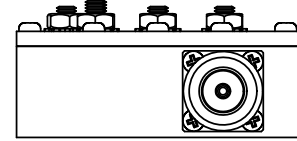
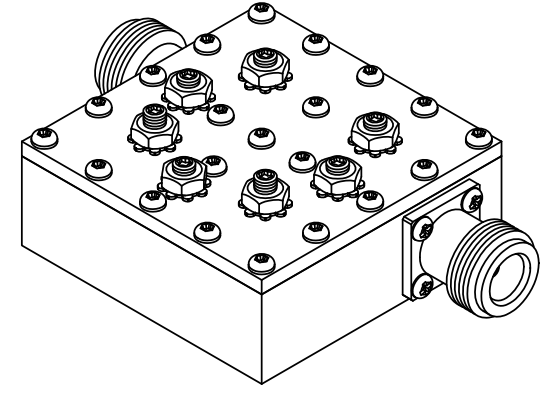
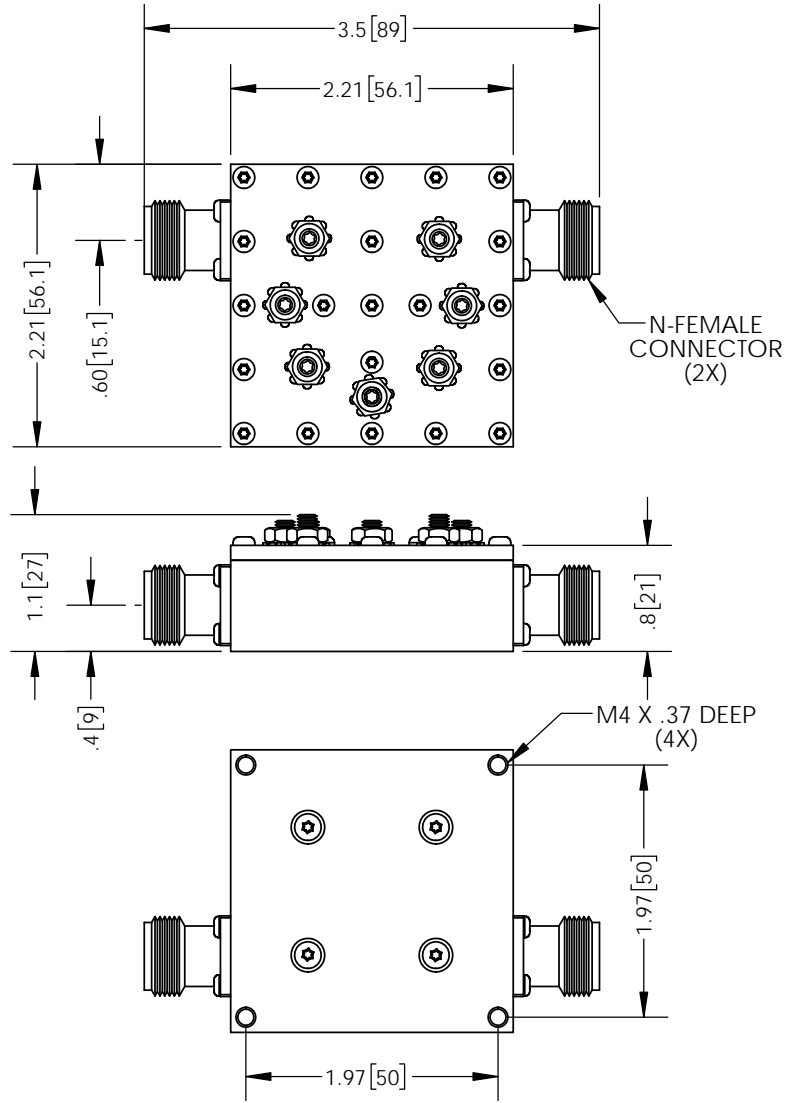


THE INFORMATION CONTAINED IN THIS DRAWING IS THE SOLE PROPERTY OF L-COM, INC. ANY REPRODUCTION IN PART OR WHOLE WITHOUT THE WRITTEN PERMISSION OF L-COM, INC. IS PROHIBITED.

REVISIONS			
REV	DESCRIPTION	DATE	APPROVED
A	INITIAL RELEASE	03/08/2016	BPUCHASKI
B	ECN 9254 UPDATE TOP BOLT PATTERN	06/19/2018	BPUCHASKI



NOTES:
 PACKAGING:
 COMPONENT SHALL BE PACKAGED IN ACCORDANCE WITH L-COM SPEC PKG-00012

-ALL DIMENSIONS FOR REFERENCE-

REGULATORY COMPLIANCE:
 CE2011/65/EU(RoHS DIRECTIVE)

UNLESS OTHERWISE SPECIFIED, DIMENSIONS ARE IN INCHES [mm]	APPROVALS	DATE	45 BEECHWOOD DRIVE NORTH ANDOVER, MA 01845			
	DRAWN BY BPUCHASKI	03/01/2016				
	DIMENSIONAL TOLERANCES: .X = ±.1 [2.54] .XX = ±.01 [.25] .XXX = ±.005 [.13]	CHECKED BY K.BURGNER	03/01/2016	CATEGORY COAXIAL		
	ANGULAR TOLERANCES: ALL = ± 1°	APPROVED BY P.PESA	03/01/2016	PRODUCT DESCRIPTION 2.4GHz 4 POLE INDOOR BANDPASS FILTER, CHANNEL 9, 2452MHZ		
PROJECTION 	CONFIGURATION DETAILS OF UNDIMENSIONED FEATURES MAY VARY		SIZE A	FSCM NO. 43321	DWG. NO. BPF24-409	REV. B
COLOR VARIATIONS MAY OCCUR			SCALE: NONE	CAD FILE: BPF24-409.SLDDRW	SHEET 1 OF 1	