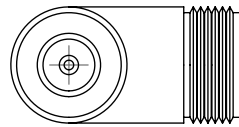
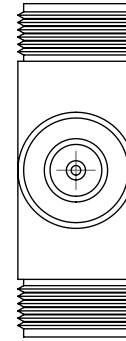
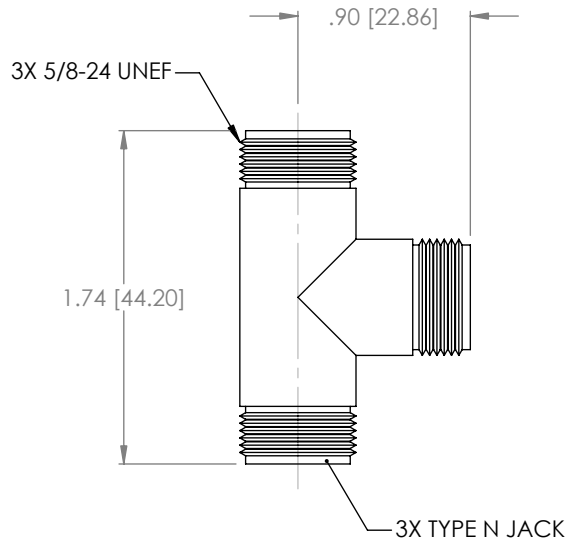


THE INFORMATION CONTAINED IN THIS DRAWING IS THE SOLE PROPERTY OF L-COM, INC. ANY REPRODUCTION IN PART OR WHOLE WITHOUT THE WRITTEN PERMISSION OF L-COM, INC. IS PROHIBITED.

REVISIONS			
REV	DESCRIPTION	DATE	CHANGED BY
A	INITIAL RELEASE	03/25/03	MCCORMICK
B	ECN 3194: UPDATE DWG FORMAT	2/8/08	D.GRIFFIN



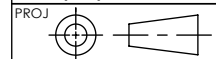
NOTES:

**MATERIAL:**  
 BODY: BRASS  
 INSULATOR: PTFE  
 CONTACT: BRASS

**FINISH:**  
 BODY: NICKEL PLATE  
 CONTACT: GOLD PLATE

**PACKAGING:**  
 INDIVIDUALLY PACKAGE IN A POLYBAG

UNLESS OTHERWISE SPECIFIED,  
 DIMENSIONS ARE IN INCHES [mm]  
 TOLERANCES TO BE:  
 .X ±.1 [2.5] ANGLES ±2°  
 .XX ±.01 [.25]  
 .XXX ±.005 [.13]  
 OVERALL CABLE LENGTH TOL:  
 ≤ 60 [1524] +3 [76.2] / -0  
 > 60 [1524] +5% / -0%



APPROVALS	DATE
DRAWN BY C.MCCORMICK	3/25/2003
CHECKED BY D.PARHAM	03/25/2003
APPROVED BY R.CARRICK	03/25/2003

CONFIGURATION DETAILS OF  
 UNDIMENSIONED FEATURES  
 MAY VARY

	45 BEECHWOOD DRIVE NORTH ANDOVER, MA 01845	
	CATEGORY <b>COAXIAL</b>	
PRODUCT DESCRIPTION <b>TYPE N JACK TEE</b>		REV. <b>B</b>
SIZE <b>A</b>	FSCM NO. <b>43321</b>	DWG. NO. <b>BN133</b>
SCALE: NONE   CAD FILE: BN133.SLDDRW		SHEET 1 OF 1