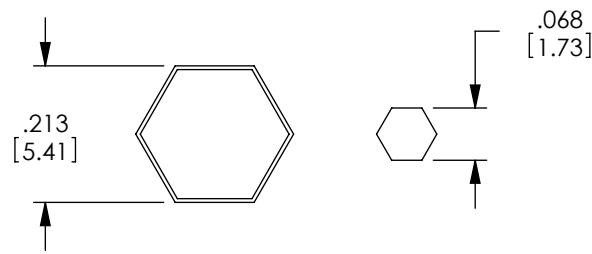
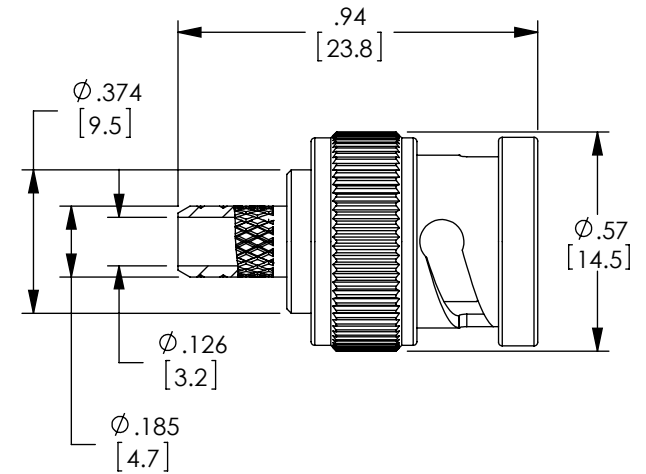
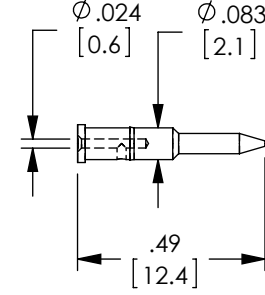
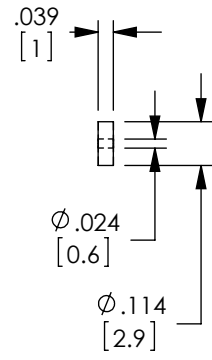
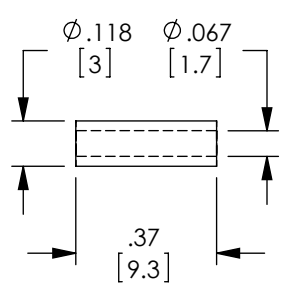
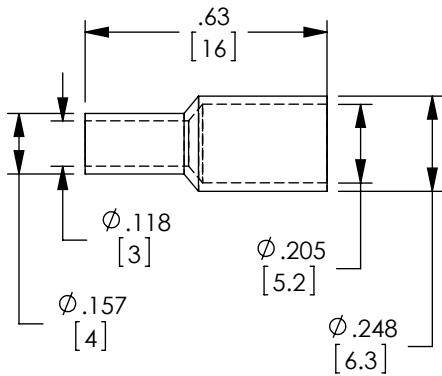


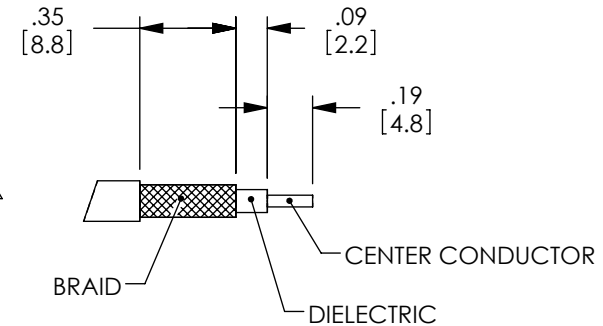
THE INFORMATION CONTAINED IN THIS DRAWING IS THE SOLE PROPERTY OF L-COM, INC. ANY REPRODUCTION IN PART OR WHOLE WITHOUT THE WRITTEN PERMISSION OF L-COM, INC. IS PROHIBITED.

REVISIONS			
REV	DESCRIPTION	DATE	APPROVED
J	ECN 9043: UPDATE DIM'S AND NOTES	01/16/18	S.LJ

DESCRIPTION	MATERIAL	FINISH
BODY	BRASS	NICKEL PLATE
FERRULE	BRASS	NICKEL PLATE
SLEEVE	BRASS	NICKEL PLATE
CENTER PIN	BRASS	GOLD PLATE
INSULATOR	PTFE	--
GASKET	MVQ	--



RECOMMENDED  
FERRULE & PIN  
CRIMP SIZES



CABLE STRIPPING  
DIMENSIONS

NOTES:

MISCELLANEOUS:

IMPEDANCE: 50Ω  
INDIVIDUALLY PACKAGE EACH ASSEMBLY UTILIZING APPROPRIATE SIZED BAG.  
APPLICATIONS: RG174, RG188, RG316  
ALL DIMENSIONS ARE FOR REFERENCE ONLY.

REGULATORY COMPLIANCE:  
CE2011/65/EU (RoHS DIRECTIVE)

UNLESS OTHERWISE SPECIFIED, DIMENSIONS ARE IN INCHES [mm] OVERALL CABLE LENGTH TOLERANCE: ≤12 [305] = +1 [25] / -0 >12 [305] ≤60 [1524] = +2 [51] / -0 >60 [1524] ≤120 [3048] = +4 [102] / -0 >120 [3048] ≤300 [7620] = +6 [152] / -0 >300 [7620] = +3% / -0%	APPROVALS	DATE			50 HIGH STREET NORTH ANDOVER, MA 01845	
	DRAWN BY C.MCCORMICK	05/02/2001			CATEGORY	COAXIAL
ALL OTHER DIMENSIONAL TOLERANCES: .X = ±.2 [5.08] .XX = ±.02 [1.51] .XXX = ±.005 [1.3]	CHECKED BY D.PARHAM	05/03/2001	PRODUCT DESCRIPTION		50 OHM STRAIGHT BNC PLUG, CRIMP	
	APPROVED BY R.CARRICK	05/04/2001	SIZE	FSCM NO.	DWG. NO.	REV.
PROJECTION	COLOR VARIATIONS MAY OCCUR		A	43321	BAC836B-74	J
SCALE: NONE			CAD FILE: BAC836B-74.SLDDRW		SHEET 1 OF 1	