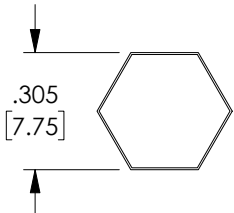
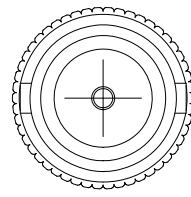
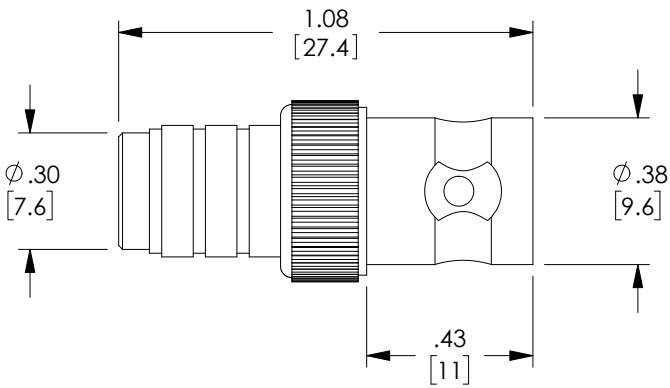
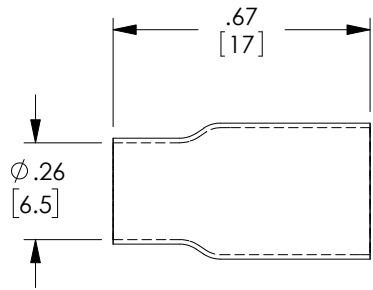
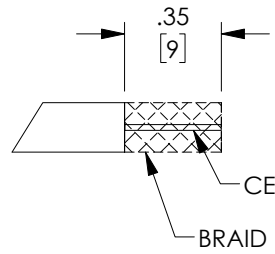


THE INFORMATION CONTAINED IN THIS DRAWING IS THE SOLE PROPERTY OF L-COM, INC. ANY REPRODUCTION IN PART OR WHOLE WITHOUT THE WRITTEN PERMISSION OF L-COM, INC. IS PROHIBITED.

REVISIONS			
REV	DESCRIPTION	DATE	APPROVED
E	ECN 9162: REVISED MODEL TO NEW VENDOR DATA SHEET	04/20/2018	DFRISIELLO
F	ECN 11099: REVISE PER NEW DIMENSIONING	04/20/2021	SELLIS



RECOMMENDED  
FERRULE CRIMP SIZE  
(PIN TO BE SOLDERED)



RECOMMENDED  
CABLE STRIPPING  
DIMENSIONS

**NOTES:**

**MATERIAL:**  
BODY: BRASS  
FERRULE: BRASS  
CONTACT: BRASS  
INSULATOR: PTFE

**FINISH:**  
BODY: NICKEL PLATE  
FERRULE: NICKEL PLATE  
CONTACT: GOLD PLATE

**ELECTRICAL:**  
IMPEDANCE: 75 OHM

**APPLICATION:**  
RG59 & RG62 COAX CABLE ASSEMBLIES

**PACKAGING:**  
COMPONENT SHALL BE INDIVIDUALLY PACKAGED IN ACCORDANCE WITH L-COM SPECIFICATION PS-0031.

UNLESS OTHERWISE SPECIFIED, DIMENSIONS ARE IN INCHES [mm] OVERALL CABLE LENGTH TOLERANCE: ≤12 [305] = +1 [25] / -0 >12 [305] ≤60 [1524] = +2 [51] / -0 >60 [1524] ≤120 [3048] = +4 [102] / -0 >120 [3048] ≤300 [7620] = +6 [152] / -0 >300 [7620] = +5% / -0 ALL OTHER DIMENSIONAL TOLERANCES: .X = ± .2 [5]      FRACTIONS ± 1/32 .XX = ± .02 [5]      ANGLES ± 1° .XXX = ± .005 [13]	APPROVALS C.MCCORMICK D.PARHAM R.CARRICK	DATE 03/20/2002 03/20/2002 03/20/2002	50 High Street, West Mill, North Andover, MA 01845 USA. Phone: 1.800.341.5266 1.978.682.6936
	CONFIGURATION DETAILS OF UNDIMENSIONED FEATURES MAY VARY COLOR VARIATIONS MAY OCCUR		
THIRD-ANGLE PROJECTION 	PRODUCT DESCRIPTION <b>CONN 75 OHM BNC F RG59 CRIMP</b>		SCALE: NONE    CAD FILE: BAC012.SLDDRW    SHEET 1 OF 1
SIZE <b>A</b> CAGE CODE <b>43321</b> ITEM NO. <b>BAC012</b> REV. <b>F</b>			