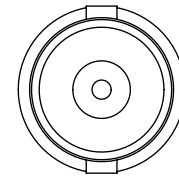
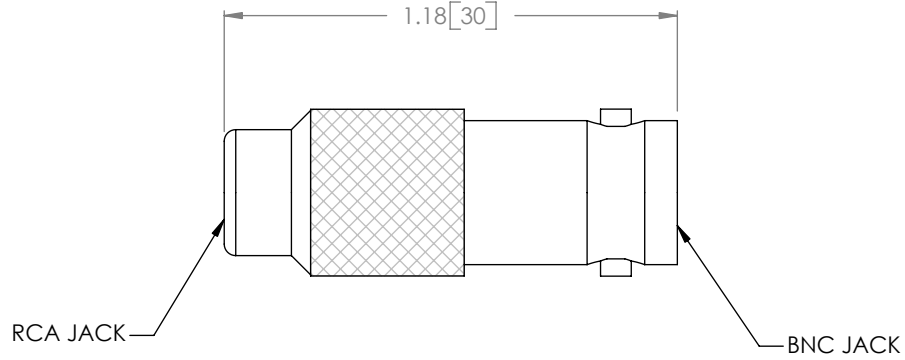
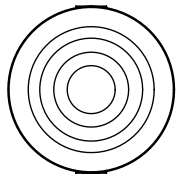


THE INFORMATION CONTAINED IN THIS DRAWING IS THE SOLE PROPERTY OF L-COM, INC. ANY REPRODUCTION IN PART OR WHOLE WITHOUT THE WRITTEN PERMISSION OF L-COM, INC. IS PROHIBITED.

REVISIONS			
REV	DESCRIPTION	DATE	CHANGED BY
A	RELEASED FOR PRODUCTION	11/20/01	MCCORMICK
B	ECN 3135: UPDATE DWG FORMAT	12/31/07	D.GRIFFIN



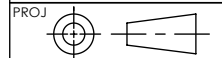
NOTES:

MATERIAL:
 BODY: BRASS
 INSULATION: DELRIN

FINISH:
 BODY: NICKEL PLATE

RoHS Compliant ✓

UNLESS OTHERWISE SPECIFIED,
 DIMENSIONS ARE IN INCHES [mm]
 TOLERANCES TO BE:
 .X ±.1 [2.5] ANGLES ±2°
 .XX ±.01 [.25]
 .XXX ±.005 [.13]
 OVERALL CABLE LENGTH TOL:
 ≤ 60 [1524] +3 [76.2] / -0
 > 60 [1524] +5% / -0%



APPROVALS	DATE
DRAWN BY MCCORMICK	11/20/01
CHECKED BY D.PARHAM	11/20/01
APPROVED BY R.CARRICK	11/20/01

CONFIGURATION DETAILS OF
 UNDIMENSIONED FEATURES
 MAY VARY

	45 BEECHWOOD DRIVE NORTH ANDOVER, MA 01845	
	CATEGORY	COAXIAL
PRODUCT DESCRIPTION		RCA JACK TO BNC JACK
SIZE	FSCM NO.	DWG. NO.
A	43321	BA94
SCALE: NONE	CAD FILE: BA94.SLDDRW	SHEET 1 OF 1

A

B