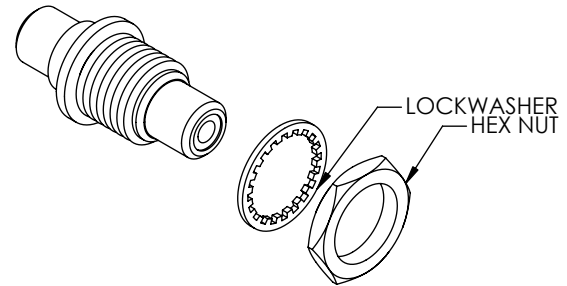
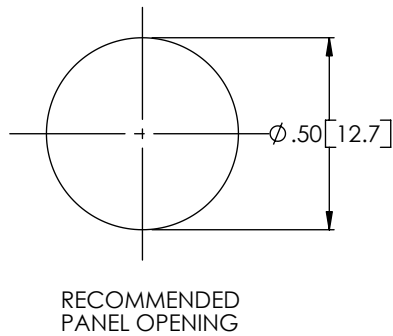
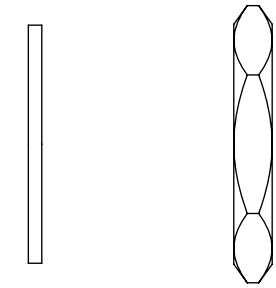
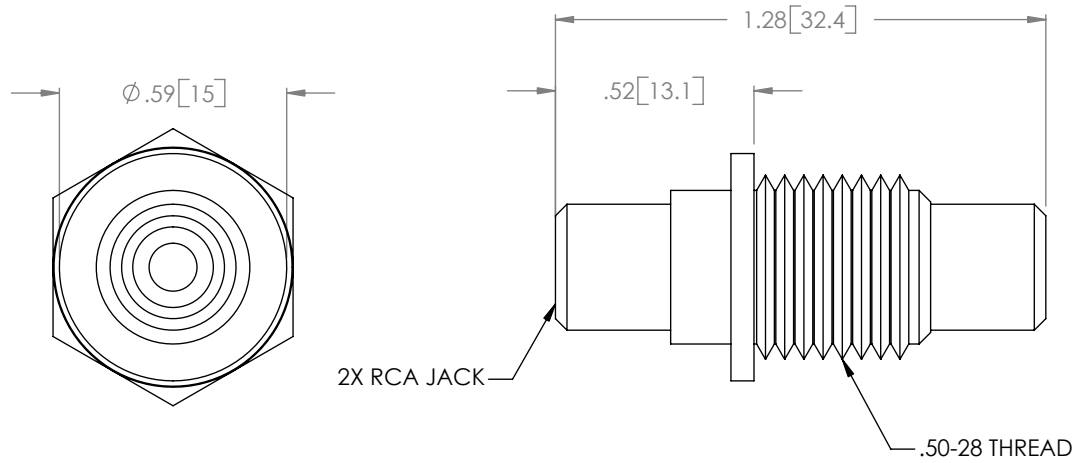


THE INFORMATION CONTAINED IN THIS DRAWING IS THE SOLE PROPERTY OF L-COM, INC. ANY REPRODUCTION IN PART OR WHOLE WITHOUT THE WRITTEN PERMISSION OF L-COM, INC. IS PROHIBITED.

REVISIONS			
REV	DESCRIPTION	DATE	CHANGED BY
A	RELEASED FOR PRODUCTION	11/20/01	MCCORMICK
B	ECN 3129: UPATE DWG FORMAT	12/26/07	D.GRIFFIN



NOTES:  
MATERIAL: NICKEL PLATED BRASS  
CONNECTOR IS UNINSULATED

**RoHS Compliant** ✓



45 BEECHWOOD DRIVE  
NORTH ANDOVER, MA  
01845

UNLESS OTHERWISE SPECIFIED, DIMENSIONS ARE IN INCHES [mm] TOLERANCES TO BE: .X ±.1 [2.5] ANGLES ±2° .XX ±.01 [.25] .XXX ±.005 [.13] OVERALL CABLE LENGTH TOL: ≤ 60 [1524] +3 [76.2] / -0 > 60 [1524] +5% / -0%	APPROVALS	DATE	CATEGORY	
	DRAWN BY MCCORMICK	11/20/01	AUDIO VIDEO	
	CHECKED BY D.PARHAM	11/20/01	PRODUCT DESCRIPTION	
	APPROVED BY R.CARRICK	11/20/01	RCA BULKHEAD FEED THRU	
PROJ	CONFIGURATION DETAILS OF UNDIMENSIONED FEATURES MAY VARY		SIZE <b>A</b>	FSCM NO. <b>43321</b>
		DWG. NO. <b>BA400A</b>		REV. <b>B</b>
SCALE: NONE			CAD FILE: BA400A.SLDDRW	
				SHEET 1 OF 1