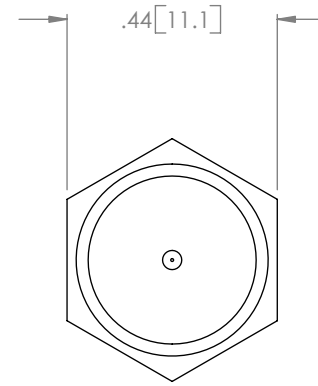
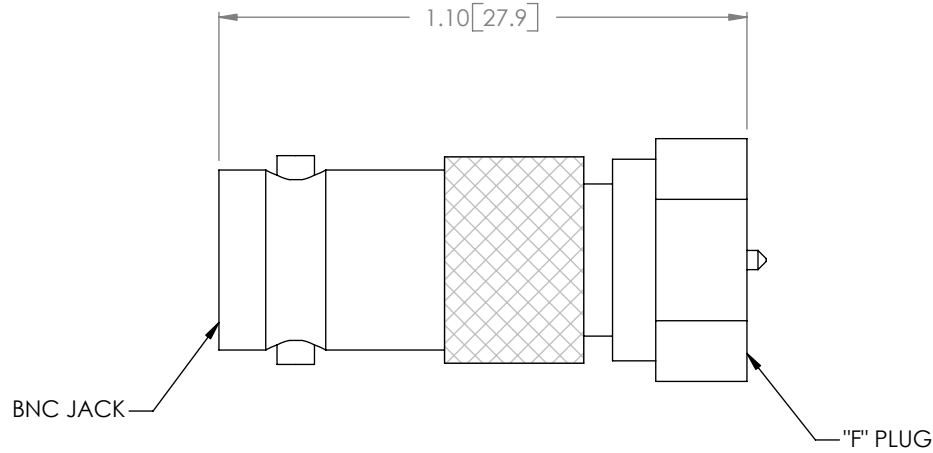
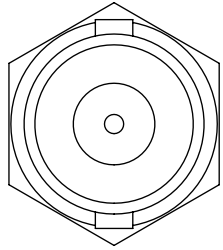


THE INFORMATION CONTAINED IN THIS DRAWING IS THE SOLE PROPERTY OF L-COM, INC. ANY REPRODUCTION IN PART OR WHOLE WITHOUT THE WRITTEN PERMISSION OF L-COM, INC. IS PROHIBITED.

REVISIONS			
REV	DESCRIPTION	DATE	CHANGED BY
A	RELEASED FOR PRODUCTION	01/04/02	MCCORMICK
B	PRODUCT VALIDATION UPDATES (ECN 1204)	12/16/02	MCCORMICK
C	ECN 3112: UPDATE DWG FORMAT	12/14/07	D.GRIFFIN



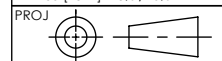
NOTES:

BODY: BRASS NICKEL
 DIELECTRIC: DELRIN
 CONTACTS: BRASS GOLD
 COUPLING NUT: BRASS NICKEL

IMPEDANCE: 75 OHM

RoHS Compliant ✓

UNLESS OTHERWISE SPECIFIED,
 DIMENSIONS ARE IN INCHES [mm]
 TOLERANCES TO BE:
 .X ±.1 [2.5] ANGLES ±2°
 .XX ±.01 [.25]
 .XXX ±.005 [.13]
 OVERALL CABLE LENGTH TOL:
 ≤ 60 [1524] +3 [76.2] / -0
 > 60 [1524] +5% / -0%



APPROVALS	DATE
DRAWN BY MCCORMICK	01/04/02
CHECKED BY D.PARHAM	01/04/02
APPROVED BY R.CARRICK	01/04/02

CONFIGURATION DETAILS OF
 UNDIMENSIONED FEATURES
 MAY VARY

	45 BEECHWOOD DRIVE NORTH ANDOVER, MA 01845	
	CATEGORY	COAXIAL
PRODUCT DESCRIPTION		TYPE F TO BNC JACK
SIZE A	FSCM NO. 43321	DWG. NO. BA037
SCALE: NONE CAD FILE: BA037.SLDDRW		REV. C
SHEET 1 OF 1		